

ACTVIDA

Multi-Asset

Actinver | Asset Management

FUND'S DESCRIPTION

March, 2026



Multi-Asset Fund which invests in a diversified mix of debt and equity funds within local and foreign markets.

FUND KEY ASPECTS



1. Multi-Asset Fund with target volatility within a range of 1% to 3%.
2. The Fund includes a limited life insurance policy.
3. The Fund investment objective seeks capital appreciation in the long-term whilst simultaneously offers a personal protection.

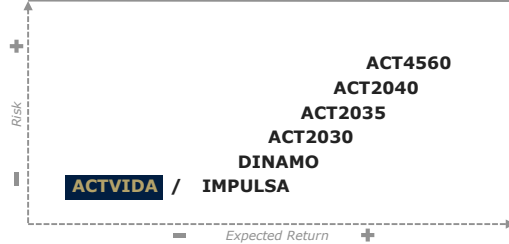
Discretionary

KEY INFORMATION

Share Class	B	(1,562.4 mp)
ID Price Vendor	52_ACTVIDA_B	
ISIN	MX52AC1I00A5	
Term	Long-Term	
Rating	N/A	
Investor	Individual, Legal Entity, Non-Taxable	
Buy	Every business day	
Sell	Every business day	
Settlement Date	24 hrs.	
AUM's (mp)	1,568.89	

ACTINVER FUNDS

MULTI-ASSET AND TARGET DATE FUND



TOP 10 HOLDINGS¹

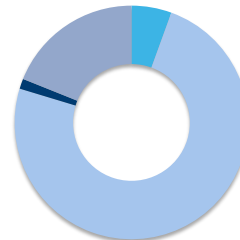
ID Price Vendor	Issuer	Asset Class	Weight
51_ALTERN_FF	Fondo ALTERN SA de C...	Debt: Multi-asset	35.87%
51_ORION_FF	Actinver - Actiplazo...	Debt: Multi-asset	26.13%
51_ACTIMED_FF	Actinver - Actimed S...	Debt: Multi-asset	10.16%
52_MAYA_FF	Fondo Maya SA de CV ...	Equity: Local	7.17%
52_ACTINTK_FF	Fondo Técnico Actinver...	Equity: Local	4.19%
1_SPORT_S	Grupo Sports World S...	Equity: Local	3.57%
52_ACTICRE_FF	Actinver - Acticrece...	Equity: Local	2.18%
51_ACTICOB_FF	Actinver - Acticober...	Debt: Multi-asset	1.95%
1_ACTINVR_B	Corp Actinver SAB de...	Equity: Local	1.70%
52_ACTI500_FF	Fondo Prudential Int...	Equity: Global	1.40%
Total			94.33%

CURRENCY BREAKDOWN¹



CAD	0.00%
EUR	0.00%
MXN	99.35%
UDI	0.00%
USD	0.65%
Total	100.00%

ASSET CLASS BREAKDOWN¹

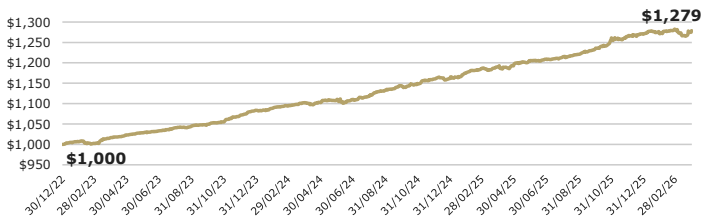


Liquid Assets	5.55%
Commodities	0.00%
Others	0.00%
Debt: Corporate	0.00%
Debt: Index Fund	74.12%
Debt: Government	0.00%
Equity: REIT's	0.00%
Equity: Index Fund	0.00%
Equity: Global	1.40%
Equity: Local	18.93%
Total	100.00%

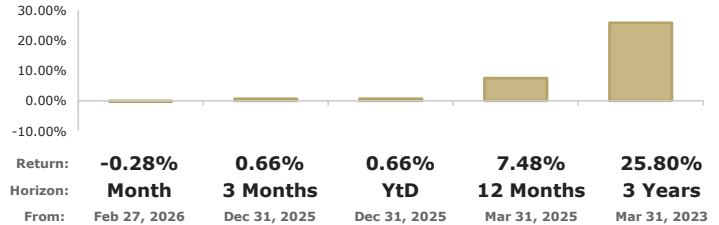
¹"Others" includes equity, fx, clearing thresholds and/or derivatives mark to market.

¹"Liquid Assets" includes 1-day government repo, Derivatives MtM and/or deposit accounts in MXN, USD and/or EUR.

GROWTH OF HYPOTHETICAL \$1,000.00 MXN²



CURRENT RETURNS AS OF MAR 31, 2026; IN MXN, ABSOLUTE³



CALENDAR RETURNS; IN MXN, ABSOLUTE³

Share Class B	Jan	Feb	Mar	Apr	May	Jun	Jul	Aug	Sep	Oct	Nov	Dec	YEAR
2026	0.05%	0.90%	-0.28%										0.66%
2025	0.94%	0.86%	0.29%	0.59%	0.70%	0.28%	0.47%	0.51%	1.10%	2.19%	0.25%	0.50%	9.02%
2024	0.45%	0.53%	0.67%	0.04%	0.75%	-0.03%	0.88%	1.15%	0.93%	0.43%	1.01%	0.48%	7.53%
2023	0.75%	-0.52%	1.44%	0.64%	0.53%	0.47%	0.73%	0.41%	0.38%	0.61%	1.45%	1.21%	8.40%

Actinver | Asset Management

Acostúmbrese a ganar más®
For more information, please visit:
<https://www.actinver.com/fondos>
<https://www.actinver.com/actvida>

Call Center (CAT) +52 55-1103-6699

- Where to buy:
- Online Banking (e-Actinver)
 - Online Broker (Actinver Trade)
 - Actinver Brokerage Firm/Bank

Before investing please:
Consider the investment objectives, risks, charges and expenses of the fund or annuity and its investment options. Contact Actinver for a free prospectus and, if available, summary prospectus containing this information. Read it carefully.

¹ All data based on holdings as of Mar 31, 2026. Due to the rounding of decimals involves an approximation, totals may not add up to 100% .

² The chart reflects a hypothetical \$1,000 Mar 31, 2026.

³ Equity Funds' absolute returns in MXN (management and local taxes deducted according to the share class) as of Mar 31, 2026.

Investment return and principal value of an investment will fluctuate so that an investor's shares, when sold or redeemed, may be worth more or less than the original cost.

Past performance and does not guarantee future results. Performance could be positive or negative.

The Funds are regulated by Comisión Nacional Bancaria y de Valores (CNBV), local regulator for investment funds.