

ACT2025

Target Date Fund

FUND'S DESCRIPTION

December, 2025



Target Date Fund for retirement savings planning, that takes into consideration the expected date of retirement for the individual. Investment strategy follows a glidepath designed for individuals reaching retirement age (65 years) in 2025.

FUND KEY ASPECTS



1. Target Date Fund, for individuals reaching 65 years (retirement age) in 2025.
2. Expected Nominal Annualized Return within a range of 5% to 13% for the period.
3. Target Date Funds are designed considering a target return with an specific investment time horizon.

Actinver


Asset Management

Discretionary

KEY INFORMATION

Share Class	E-1	(1.9 mp)
ID Price Vendor	52_ACT2025_E-1	
ISIN	MX52AC230033	
Term	Long-Term	
Rating	N/A	
Investor	Individual, Non-Taxable	
Buy	Every business day	
Sell	Every business day	
Settlement Date	24 hrs.	
AUM's (mp)	6.13	

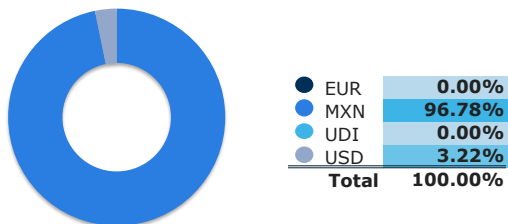
ACTINVER FUNDS




TOP 10 HOLDINGS¹

ID Price Vendor	Issuer	Asset Class	Weight
M_BONOS_260305	MEX BONOS DESARR FIX...	Debt: Government	60.39%
M_BONOS_270304	MEX BONOS DESARR FIX...	Debt: Government	29.77%
1ISP_IVV_*	iShares Core S&P 500...	Equity: Global	1.64%
1ISP_RSP_*	Invesco S&P 500 Equa...	Equity: Global	1.47%
1ISP_SHV_*	iShares Short Treasu...	Debt: Government	0.03%
1ISP_EWW_*	iShares MSCI Mexico ...	Equity: Global	0.02%
1ISP_DOG_*	ProShares Short Dow3...	Equity: Global	0.01%
1B_IVVPESO_ISHRS	Ishares S&P 500 Peso...	Equity: Global	0.00%
52_MAYA_FF	Fondo Maya SA de CV ...	Equity: Local	0.00%
51_ACTICOB_FF	Actinver - Acticober...	Debt: Multi-asset	0.00%
Total			93.33%

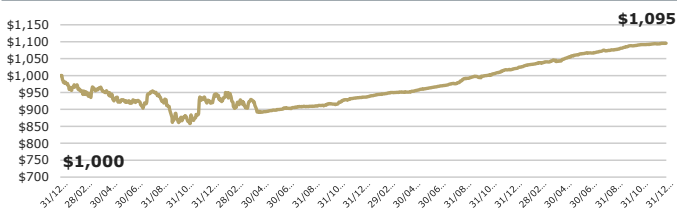
CURRENCY BREAKDOWN¹



ASSET CLASS BREAKDOWN¹



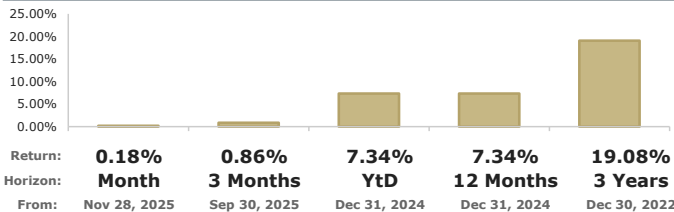
GROWTH OF HYPOTHETICAL \$1,000.00 MXN²



CALENDAR RETURNS; IN MXN, ABSOLUTE³

Share Class	Jan	Feb	Mar	Apr	May	Jun	Jul	Aug	Sep	Oct	Nov	Dec	YEAR
E-1													
2025	1.06%	0.64%	0.49%	0.63%	1.10%	0.54%	0.61%	0.28%	0.90%	0.48%	0.19%	0.18%	7.34%
2024	0.68%	0.60%	0.34%	0.22%	0.87%	0.63%	0.83%	1.50%	0.71%	0.29%	1.29%	0.71%	9.01%
2023	1.66%	-3.15%	1.94%	-3.40%	0.61%	0.70%	0.54%	0.06%	0.33%	0.41%	1.67%	0.54%	1.76%
2022	-3.30%	-1.55%	0.63%	-1.94%	-1.35%	-0.73%	2.62%	-1.71%	-6.50%	0.97%	3.67%	1.29%	-8.00%

CURRENT RETURNS AS OF DEC 31, 2025; IN MXN, ABSOLUTE³



Actinver

Asset Management

Acostúmbrate a ganar más®
For more information, please visit:
<https://www.actinver.com/fondos>
<https://www.actinver.com/act2025>

Call Center (CAT) +52 55-1103-6699

Where to buy:

- Online Banking (e-Actinver)
- Online Broker (Actinver Trade)
- Actinver Brokerage Firm/Bank

Before investing please:

Consider the investment objectives, risks, charges and expenses of the fund or annuity and its investment options. Contact Actinver for a free prospectus and, if available, summary prospectus containing this information. Read it carefully.

1. All data based on holdings as of Dec 31, 2025. Due to the rounding of decimals involves an approximation, totals may not add up to 100%.

2. The chart reflects a hypothetical \$1,000 Dec 31, 2025.

3. Equity Funds' absolute returns in MXN (management and local taxes deducted according to the share class) as of Dec 31, 2025.

Investment return and principal value of an investment will fluctuate so that an investor's shares, when sold or redeemed, may be worth more or less than the original cost.

Past performance and does not guarantee future results. Performance could be positive or negative.

The Funds are regulated by Comisión Nacional Bancaria y de Valores (CNBV), local regulator for investment funds.