

# ACT2040

Target Date Fund

Actinver | Asset Management

## FUND'S DESCRIPTION

December, 2025



Target Date Fund for retirement savings planning, that takes into consideration the expected date of retirement for the individual. Investment strategy follow a glidepath designed for individuals reaching retirement age (65 years) between 2036 and 2040.

## FUND KEY ASPECTS



1. Target Date Fund, for individuals reaching 65 years (retirement age) between 2036 and 2040.
2. Expected Nominal Annualized Return within a range of 6% to 14% for the period.
3. Target Date Funds are designed considering a target return with a specific investment time horizon.

Discretionary

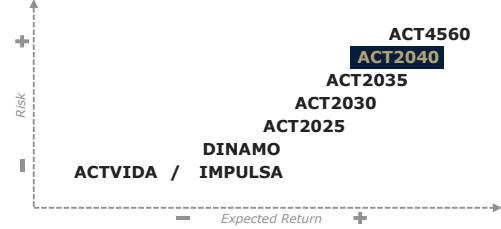
### KEY INFORMATION

Share Class	E-1	(11.7 mp)
ID Price Vendor	52_ACT2040_E-1	
ISIN	MX52AC250031	
Term	Long-Term	
Rating	N/A	
Investor	Individual, Non-Taxable	
Buy	Every business day	
Sell	Every business day	
Settlement Date	24 hrs.	
AUM's (mp)	55.54	

## ACTINVER FUNDS



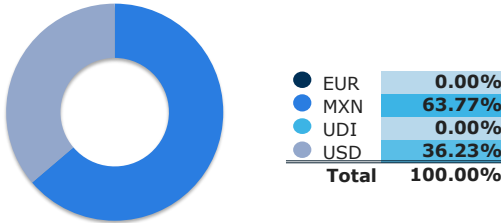
### OBAL EQUITY AND SPECIALIZED GLOBAL EQUI




## TOP 10 HOLDINGS<sup>1</sup>

ID Price Vendor	Issuer	Asset Class	Weight
M_BONOS_381118	MEX BONOS DESARR FIX...	Debt: Government	25.77%
M_BONOS_421113	MEX BONOS DESARR FIX...	Debt: Government	24.32%
1ISP_RSP_*	Invesco S&P 500 Equa...	Equity: Global	21.47%
1ISP_IVV_*	iShares Core S&P 500...	Equity: Global	14.50%
M_BONOS_530731	MEX BONOS DESARR FIX...	Debt: Government	9.04%
M_BONOS_270304	MEX BONOS DESARR FIX...	Debt: Government	3.64%
1ISP_IWM_*	iShares Russell 2000...	Equity: Global	0.01%
1ISP_SHV_*	iShares Short Treasu...	Debt: Government	0.00%
1ISP_IEUR_*	iShares Core MSCI Eu...	Equity: Global	0.00%
1ISP_EWW_*	iShares MSCI Mexico ...	Equity: Global	0.00%
<b>Total</b>			<b>98.75%</b>

## CURRENCY BREAKDOWN<sup>1</sup>

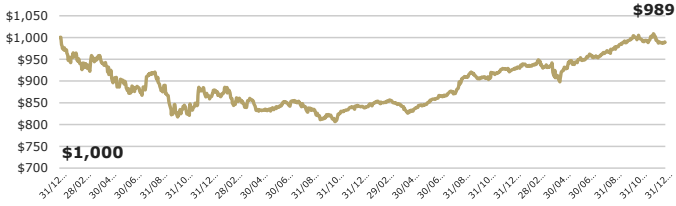


## ASSET CLASS BREAKDOWN<sup>1</sup>

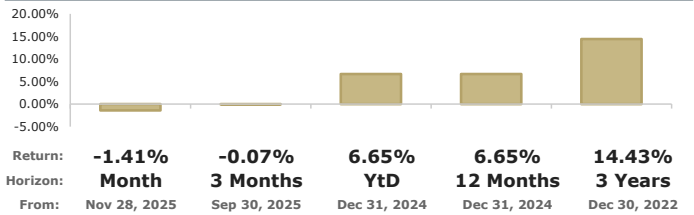


<sup>1</sup>"Others" includes equity, fx, clearing thresholds and/or derivatives mark to market. <sup>2</sup>"Liquid Assets" includes 1-day government repo, Derivatives MTM and/or deposit accounts in MXN, USD and/or EUR.

## GROWTH OF HYPOTHETICAL \$1,000.00 MXN<sup>2</sup>



## CURRENT RETURNS AS OF DEC 31, 2025; IN MXN, ABSOLUTE<sup>3</sup>



## CALENDAR RETURNS; IN MXN, ABSOLUTE<sup>3</sup>

Share Class	Jan	Feb	Mar	Apr	May	Jun	Jul	Aug	Sep	Oct	Nov	Dec	YEAR
E-1													
2025	0.86%	1.43%	-1.41%	-1.06%	1.99%	1.55%	0.24%	1.41%	1.58%	0.81%	0.54%	-1.41%	6.65%
2024	1.09%	0.40%	-0.69%	-2.10%	1.87%	1.69%	1.85%	3.55%	0.49%	-0.93%	2.54%	0.11%	10.18%
2023	1.00%	-3.08%	1.04%	-2.47%	0.27%	1.86%	0.26%	-2.03%	-2.76%	-0.26%	3.25%	0.48%	-2.62%
2022	-4.30%	-1.67%	0.81%	-3.53%	-1.68%	-2.63%	3.86%	-2.79%	-6.91%	1.98%	3.17%	-0.23%	-13.57%

Actinver | Asset Management

Acostúmbrate a ganar más@  
For more information, please visit:  
<https://www.actinver.com/fondos>  
<https://www.actinver.com/act2040>

Call Center (CAT) +52 55-1103-6699

- Where to buy:
- Online Banking (e-Actinver)
  - Online Broker (Actinver Trade)
  - Actinver Brokerage Firm/Bank

Before investing please:  
Consider the investment objectives, risks, charges and expenses of the fund or annuity and its investment options. Contact Actinver for a free prospectus and, if available, summary prospectus containing this information. Read it carefully.

1. All data based on holdings as of Dec 31, 2025. Due to the rounding of decimals involves an approximation, totals may not add up to 100% .  
2. The chart reflects a hypothetical \$1,000 Dec 31, 2025.  
3. Equity Funds' absolute returns in MXN (management and local taxes deducted according to the share class) as of Dec 31, 2025. Investment return and principal value of an investment will fluctuate so that an investor's shares, when sold or redeemed, may be worth more or less than the original cost. Past performance and does not guarantee future results. Performance could be positive or negative. The Funds are regulated by Comisión Nacional Bancaria y de Valores (CNBV), local regulator for investment funds.