

# ACT4560

Target Date Fund

Actinver | Asset Management

## FUND'S DESCRIPTION

November, 2024



Target Date Fund for retirement savings planning, that takes into consideration the expected date of retirement for the individual. Investment strategy follow a glidepath designed for individuals reaching retirement age (65 years) beyond 2040.

## FUND KEY ASPECTS



1. Target Date Fund, for individuals reaching 65 years (retirement age) beyond 2040.
2. Expected Nominal Annualized Return within a range of 4% to 16% for the period.
3. Target Date Funds are designed considering a target return with an specific investment time horizon.


Discretionary

### KEY INFORMATION

|                 |                         |           |
|-----------------|-------------------------|-----------|
| Share Class     | E-1                     | (20.1 mp) |
| ID Price Vendor | 52_ACT4560_E-1          |           |
| ISIN            | MX52AC270039            |           |
| Term            | Long-Term               |           |
| Rating          | N/A                     |           |
| Investor        | Individual, Non-Taxable |           |
| Buy             | Every business day      |           |
| Sell            | Daily                   |           |
| Settlement Date | 24 hrs.                 |           |
| AUM's (mp)      | 94.15                   |           |

## ACTINVER FUNDS

### MULTI-ASSET AND TARGET DATE FUND

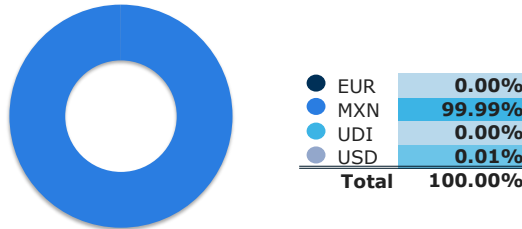


## TOP 10 HOLDINGS<sup>1</sup>


| ID Price Vendor  | Issuer                  | Asset Class      | Weight |
|------------------|-------------------------|------------------|--------|
| 1B_IVVPESO_ISHRS | Ishares S&P 500 Peso... | Equity: Global   | 43.58% |
| M_BONOS_260903   | MEX BONOS DESARR FIX... | Debt: Government | 32.24% |
| M_BONOS_530731   | MEX BONOS DESARR FIX... | Debt: Government | 13.26% |
| 1ISP_IVV_*       | iShares Core S&P 500... | Equity: Global   | 0.01%  |
| 1ISP_DOG_*       | ProShares Short Dow3... | Equity: Global   | 0.00%  |
| 52_MAYA_FF       | Fondo Maya SA de CV ... | Equity: Local    | 0.00%  |
| 51_ACTIGOB_FF    | Actinver - Actigober... | Debt: Government | 0.00%  |

Total 89.10%

## CURRENCY BREAKDOWN<sup>1</sup>



## ASSET CLASS BREAKDOWN<sup>1</sup>

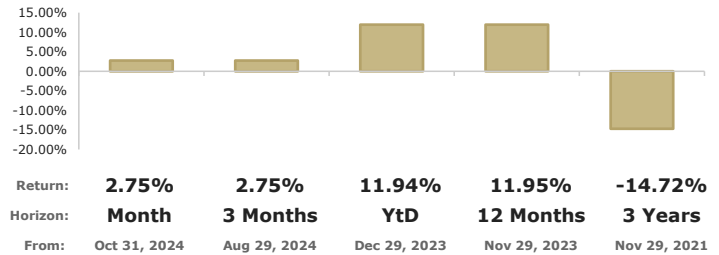


<sup>1</sup> "Others" includes equity, fx, clearing thresholds and/or derivatives mark to market.  
<sup>2</sup> "Liquid Assets" includes 1-day government repo and/or deposit accounts in MXN, USD and/or EUR.

## GROWTH OF HYPOTHETICAL \$1,000.00 MXN<sup>2</sup>



## CURRENT RETURNS AS OF NOV 29, 2024; IN MXN, ABSOLUTE<sup>3</sup>



## CALENDAR RETURNS; IN MXN, ABSOLUTE<sup>3</sup>

| Share Class E-1 | Jan    | Feb    | Mar    | Apr    | May    | Jun    | Jul    | Aug    | Sep    | Oct    | Nov   | Dec    | YEAR    |
|-----------------|--------|--------|--------|--------|--------|--------|--------|--------|--------|--------|-------|--------|---------|
| 2024            | 1.48%  | -0.02% | -1.68% | -3.83% | 2.79%  | 2.46%  | 2.85%  | 5.24%  | -0.06% | -0.33% | 2.75% |        | 11.94%  |
| 2023            | -0.07% | -3.53% | 0.52%  | -1.72% | -0.02% | 2.07%  | -0.14% | -1.58% | -2.04% | -0.30% | 4.72% | -0.27% | -2.58%  |
| 2022            | -4.43% | -2.51% | 0.97%  | -5.36% | -3.31% | -4.89% | 5.46%  | -4.19% | -8.21% | 3.91%  | 2.71% | -2.25% | -20.78% |
| 2021            |        |        |        |        |        |        |        | 1.37%  | -2.32% | 4.77%  | 0.64% | 0.63%  | 5.14%   |

Actinver | Asset Management

Acostúmbrese a ganar más!  
For more information, please visit:  
<https://www.actinver.com/fondos>  
<https://www.actinver.com/act4560>

Call Center (CAT) +52 55-1103-6699

- Where to buy:
- Online Banking (e-Actinver)
  - Online Broker (Bursanet)
  - Actinver Brokerage Firm/Bank

Before investing please:  
Consider the investment objectives, risks, charges and expenses of the fund or annuity and its investment options. Contact Actinver for a free prospectus and, if available, summary prospectus containing this information. Read it carefully.

1. All data based on holdings as of Nov 29, 2024.  
2. The chart reflects a hypothetical \$1,000 Nov 29, 2024.  
3. Equity Funds' absolute returns in MXN (management and local taxes deducted according to the share class) as of Nov 29, 2024.  
Investment return and principal value of an investment will fluctuate so that an investor's shares, when sold or redeemed, may be worth more or less than the original cost. Past performance and does not guarantee future results. Performance could be positive or negative.  
The Funds are regulated by Comisión Nacional Bancaria y de Valores (CNBV), local regulator for investment funds.