

ACTGLCS

Global Equity

Actinver | Asset Management

FUND'S DESCRIPTION

May, 2024



Global Equity Fund focused on a stock portfolio of leading companies with high growth perspectives.
The fund is co-advised by Credit Suisse (in brief by UBS).

WHY INVEST IN OUR FUND?



1. Attractive investment opportunity in volatile environments, seeking to take advantage of stock selection based on fundamental analysis.
2. Portfolio composition concentrated on approximately 20-30 companies with high growth perspectives.
3. Investment strategy based on stock selection of leading companies with high barriers of entry and market share within its particular sector.

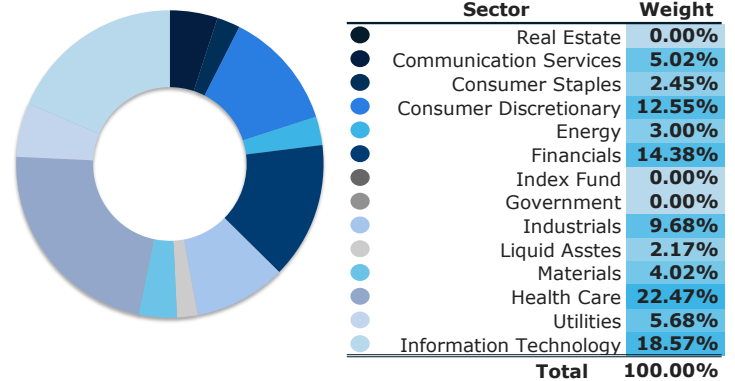
ACTINVER FUNDS



TOP 10 HOLDINGS¹

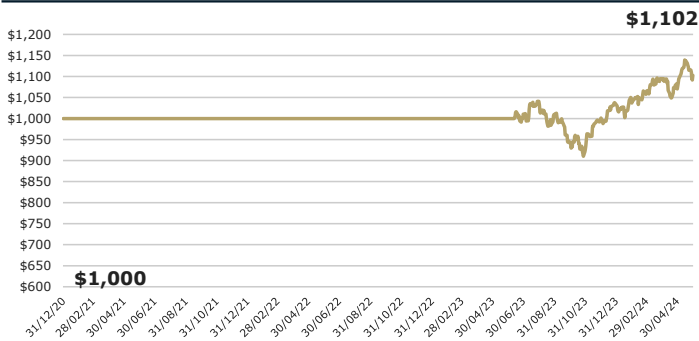
ID Price Vendor	Issuer	Sector	Weight
1ASP_AMZN_*	Amazon.com Inc	Consumer ...	5.87%
1ASP_NEE_*	NextEra Energy Inc	Utilities	5.68%
1ASP_JPM_*	JPMorgan Chase & Co	Financial...	5.65%
1ASP_ROG_N	Roche Holding AG	Health Ca...	5.52%
1ASP_PFE_*	Pfizer Inc	Health Ca...	5.26%
1ASP_TCEHY_N	Tencent Holdings Ltd	Communica...	5.02%
1ASP_TSM_N	TSMC	Informati...	4.42%
1ASP_DE_*	Deere & Co	Industria...	3.91%
1ASP_V_*	Visa Inc	Informati...	3.83%
1ASP_ASML_N	ASML Holding NV	Informati...	3.82%
Total			48.98%

SECTOR BREAKDOWN¹

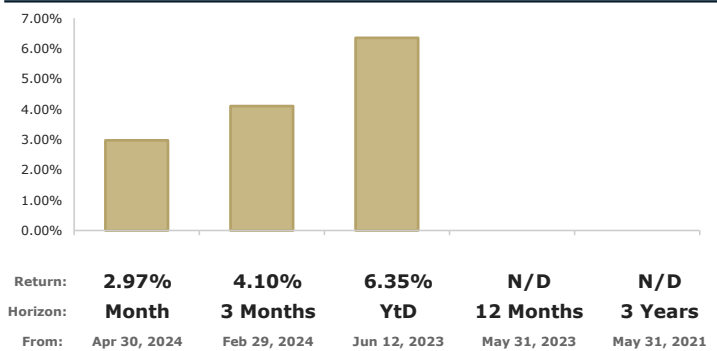


¹"Liquid Assets" includes 1-day government repo and/or deposit accounts in MXN, USD and/or EUR.

GROWTH OF HYPOTHETICAL \$1,000.00 USD²



CURRENT RETURNS AS OF MAY 31, 2024; IN USD, ABSOLUTE³



CALENDAR RETURNS; IN USD, ABSOLUTE³

Share Class B	Jan	Feb	Mar	Apr	May	Jun	Jul	Aug	Sep	Oct	Nov	Dec	YEAR
2024	0.03%	2.13%	3.39%	-2.22%	2.97%								6.35%
2023							3.01%	-3.39%	-5.92%	-2.17%	7.77%	3.95%	3.66%
2022													
2021													

Actinver | Asset Management

Acostúmbrete a ganar más@
For more information, please visit:
<https://www.actinver.com/fondos>
<https://actinver.com/actglcs>

Call Center (CAT) +52 55-1103-6699

- Where to buy:
- Online Banking (e-Actinver)
 - Online Broker (Bursanet)
 - Actinver Brokerage Firm/Bank

Before investing please:
Consider the investment objectives, risks, charges and expenses of the fund or annuity and its investment options. Contact Actinver for a free prospectus and, if available, summary prospectus containing this information. Read it carefully.

1. All data based on holdings as of May 31, 2024.
2. The chart reflects a hypothetical \$1,000 USD investment (management and local taxes deducted, assumes reinvestment of dividends, coupons and/or capital gains calculated) calculated as of May 31, 2024.
3. Equity Funds' absolute returns in USD (management and local taxes deducted according to the share class) as of May 31, 2024.
Investment return and principal value of an investment will fluctuate so that an investor's shares, when sold or redeemed, may be worth more or less than the original cost.
Past performance and does not guarantee future results. Performance could be positive or negative.
The Funds are regulated by Comisión Nacional Bancaria y de Valores (CNBV), local regulator for investment funds.