

## FUND'S DESCRIPTION

November, 2025



Global Equity Fund with an Investment Strategy based on companies and sectors that apply or are positively impacted by AI. To execute this strategy the fund is co-advised by BNP Paribas.

## FUND KEY ASPECTS



1. Active Managed Global Equity Fund with co-advised by BNP Paribas.
2. Fund focus is on AI, following a strategy designed to leverage the opportunities arising from it.
3. Strong growth potential driven by AI's impact across all sectors and industries on a global scale.

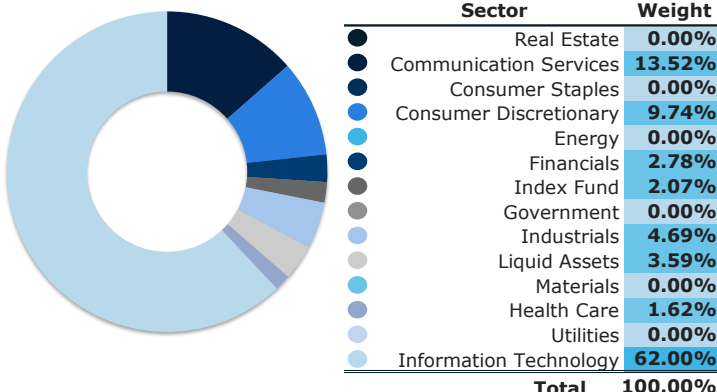
## ACTINVER FUNDS

	LOCAL EQUITY				GLOBAL EQUITY								
	LOCAL			NEARSHORING	GLOBAL					THEMATIC			
	ACTIVAR	ACTICRE	MAYA	ACTIED	ACTI500	ACTIRVT	ESFERA	OPORT1	JPMRVUS	TEMATIK	ACTIAI	ROBOTIK	SALUD
	----- Active Management + -->				----- Active Management + -->								

## TOP 10 HOLDINGS<sup>1</sup>

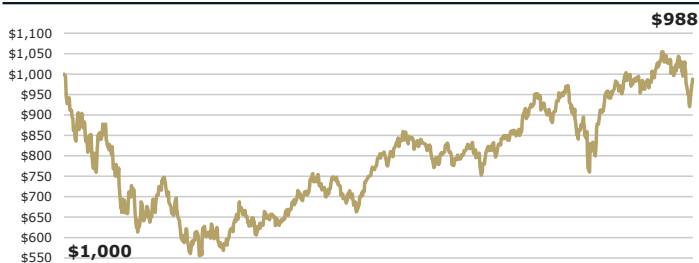
ID Price Vendor	Issuer	Sector	Weight
1ASP_NVDA_*	NVIDIA Corp	Informati...	6.39%
1ASP_AVGO_*	Broadcom Inc	Informati...	5.28%
1ASP_GOOG_*	Alphabet Inc	Communica...	5.22%
1ASP_6857_N	Advantest Corp	Informati...	4.38%
1ASP_BABA_N	Alibaba Group Holding L...	Consumer ...	3.87%
1ASP_MSFT_*	Microsoft Corp	Informati...	3.62%
1ASP_FROG_N	JFrog Ltd	Informati...	3.52%
1ASP_PLTR_*	Palantir Technologies I...	Informati...	3.38%
1ASP_SHOP_N	Shopify Inc	Informati...	3.27%
1ASP_APP_*	AppLovin Corp	Informati...	3.05%
Total			41.99%

## SECTOR BREAKDOWN<sup>1</sup>

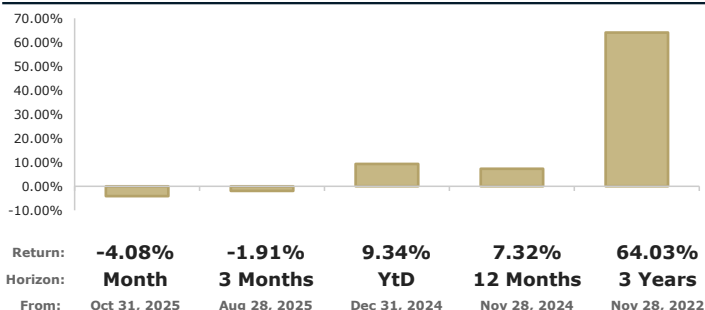


<sup>1</sup>"Liquid Assets" includes 1-day government repo and/or deposit accounts in MXN, USD and/or EUR.

## GROWTH OF HYPOTHETICAL \$1,000.00 USD<sup>2</sup>



## CURRENT RETURNS AS OF NOV 28, 2025; IN USD, ABSOLUTE<sup>3</sup>



## CALENDAR RETURNS; IN USD, ABSOLUTE<sup>3</sup>

Share Class	Jan	Feb	Mar	Apr	May	Jun	Jul	Aug	Sep	Oct	Nov	Dec	YEAR
B													
2025	4.34%	-2.93%	-7.80%	5.48%	7.40%	5.01%	-2.68%	2.45%	3.30%	-0.35%	-4.08%		9.34%
2024	2.23%	2.21%	-1.27%	-6.24%	-0.09%	4.22%	-0.47%	2.60%	2.57%	0.04%	8.51%	-2.01%	12.23%
2023	11.76%	-3.26%	5.18%	-2.51%	3.63%	6.10%	5.97%	-1.44%	-6.08%	-2.73%	12.81%	5.09%	37.90%
2022	-10.18%	-5.25%	0.26%	-12.04%	-6.49%	-8.73%	9.71%	-4.14%	-12.81%	3.38%	2.84%	-6.53%	-41.63%