

# ACTICOB

USD Fixed Income

Actinver | Asset Management

## FUND'S DESCRIPTION

October, 2024



USD Fixed Income Fund, Short-Term, Low-Moderate Risk Profile and a settlement date within 48 hrs.

## FUND KEY ASPECTS



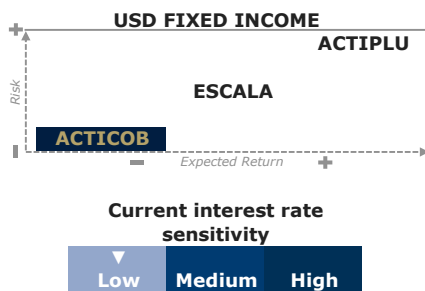
- Fund's moderate strategy that invests in fixed-income ETFs and Debt Instruments denominated in USD.
- The Fund is highly correlated to USD/MXN exchange rate movements.
- The Fund investment objective seeks to hedge on a 1:1 basis the USD/MNX exchange rate after expenses.

Short-Term USD Dollar

### KEY INFORMATION

Share Class	B	(12,412.5 mp)
ID Price Vendor	51_ACTICOB_B	
ISIN	MX51AC0F00J5	
Term	Short-Term	
Rating	AAA/3 HR	
Investor	Individual, Legal Entity, Non-Taxable	
Buy	Every business day	
Sell	Daily	
Settlement Date	48 hrs.	
AUM's (mp)	17,438.03	

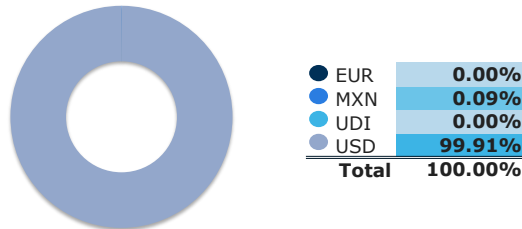
## ACTINVER FUNDS




## TOP 10 HOLDINGS<sup>1</sup>

ID Price Vendor	Issuer	Sector	Weight
D4SP_TBILP56_241129	TREASURY BILL	Government	11.47%
D4SP_TBILA23_241105	TREASURY BILL	Government	5.75%
D4SP_TBILB06_241112	TREASURY BILL	Government	5.75%
D4SP_TBILE45_241203	TREASURY BILL	Government	5.73%
D4SP_TBILN44_241210	TREASURY BILL	Government	5.72%
D4SP_TBILP91_241217	TREASURY BILL	Government	5.72%
1ISP_SHV_*	iShares Short Trea...	Funds	4.36%
1ISP_IB01_N	iShares USD Treasu...	Funds	2.60%
D4SP_TBILK05_250213	TREASURY BILL	Government	2.27%
1ISP_AFLT_N	Amundi Floating Ra...	Funds	1.87%
<b>Total</b>			<b>51.24%</b>

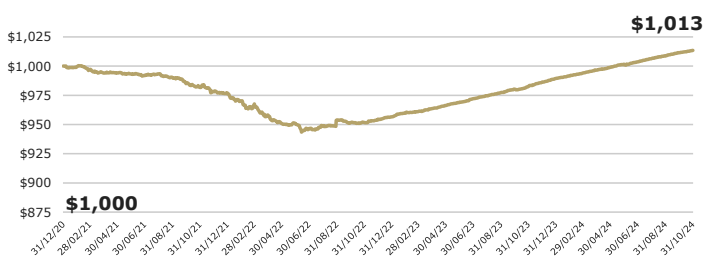
## CURRENCY BREAKDOWN<sup>1</sup>



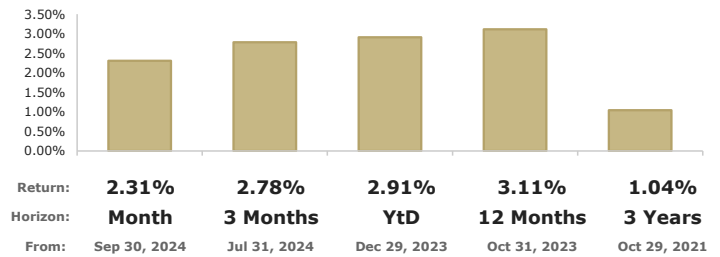
## ASSET CLASS BREAKDOWN<sup>1</sup>



## GROWTH OF HYPOTHETICAL \$1,000.00 USD<sup>2</sup>



## CURRENT RETURNS AS OF OCT 31, 2024; IN USD, ANNUALIZED<sup>3</sup>



## CALENDAR RETURNS; IN USD, ANNUALIZED<sup>3</sup>

Share Class B	Jan	Feb	Mar	Apr	May	Jun	Jul	Aug	Sep	Oct	Nov	Dec	YEAR
2024	3.00%	2.84%	3.20%	2.64%	3.17%	2.52%	3.29%	2.86%	3.17%	2.31%			2.91%
2023	4.22%	1.72%	3.07%	3.33%	3.42%	3.72%	3.37%	3.13%	3.70%	2.54%	4.47%	3.79%	3.38%
2022	-8.67%	-5.06%	-9.18%	-7.90%	-0.40%	-5.88%	3.42%	5.98%	-2.52%	0.33%	2.61%	3.20%	-2.08%
2021	-1.27%	-2.88%	-2.74%	0.01%	-1.04%	-1.46%	1.30%	-3.84%	-5.95%	-3.33%	-4.61%	-1.30%	-2.27%

Actinver | Asset Management

Acostúmbrese a ganar más®  
For more information, please visit:  
<https://www.actinver.com/fondos>  
<https://www.actinver.com/acticob>

Call Center (CAT) +52 55-1103-6699

- Where to buy:
- Online Banking (e-Actinver)
  - Online Broker (Bursanet)
  - Actinver Brokerage Firm/Bank

Before investing please:  
Consider the investment objectives, risks, charges and expenses of the fund or annuity and its investment options. Contact Actinver for a free prospectus and, if available, summary prospectus containing this information. Read it carefully.

1. All data based on holdings as of Oct 31, 2024.  
2. The chart reflects a hypothetical \$1,000 USD investment (management and local taxes deducted, assumes reinvestment of dividends, coupons and/or capital gains calculated) calculated as of Oct 31, 2024.  
3. Fixed Income Funds' annualized returns in USD (management and local taxes deducted according to the share class) as of Oct 31, 2024.  
Investment return and principal value of an investment will fluctuate so that an investor's shares, when sold or redeemed, may be worth more or less than the original cost.  
Past performance and does not guarantee future results. Performance could be positive or negative.  
The Funds are regulated by Comisión Nacional Bancaria y de Valores (CNBV), local regulator for investment funds.