

# ACTIEUR

Euro and Other  
Currencies Fixed  
Income

December, 2025

## FUND'S DESCRIPTION



Fund that invests in European debt securities denominated in currencies other than the U.S. dollar.

## FUND KEY ASPECTS



1. Diversify your international exposure beyond the U.S.
2. Access short-term European corporate debt.
3. Capitalize on exposure to multiple currencies other than the dollar.

Actinver

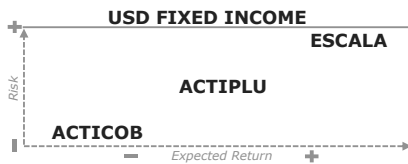
Asset  
Management

### Short-Term

#### KEY INFORMATION

|                 |                                       |           |
|-----------------|---------------------------------------|-----------|
| Share Class     | B                                     | (31.8 mp) |
| ID Price Vendor | 51_ACTIEUR_B                          |           |
| ISIN            | MX51AC0E00M2                          |           |
| Term            | Short-Term                            |           |
| Rating          | N/A                                   |           |
| Investor        | Individual, Legal Entity, Non-Taxable |           |
| Buy             | Every business day                    |           |
| Sell            | Every business day                    |           |
| Settlement Date | 48 hrs.                               |           |
| AUM's (mp)      | 33.18                                 |           |

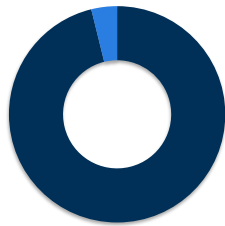
## ACTINVER FUNDS



Current interest rate  
sensitivity

Low Medium High

## CURRENCY BREAKDOWN<sup>1</sup>



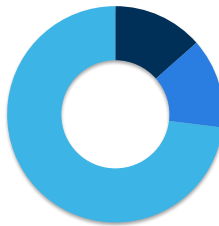
|       |         |
|-------|---------|
| EUR   | 96.15%  |
| MXN   | 3.85%   |
| UDI   | 0.00%   |
| USD   | 0.00%   |
| Total | 100.00% |

## TOP 10 HOLDINGS<sup>1</sup>

| ID Price Vendor | Issuer                | Sector | Weight |
|-----------------|-----------------------|--------|--------|
| 1ISP_VSCF_N     | Vanguard EUR Corpo... | Funds  | 13.49% |
| 1ISP_VSGF_N     | Vanguard EUR Euroz... | Funds  | 13.47% |

Total 26.96%

## ASSET CLASS BREAKDOWN<sup>1</sup>

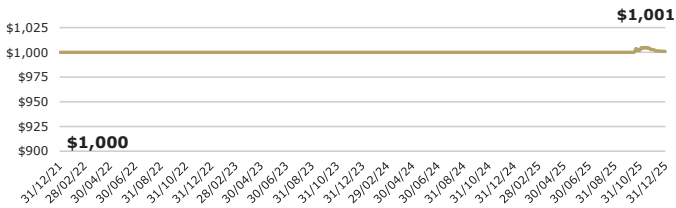


|                 |         |
|-----------------|---------|
| Corporate Debt  | 13.49%  |
| Government Debt | 13.47%  |
| Liquid Assets   | 73.04%  |
| Others          | 0.00%   |
| Total           | 100.00% |


<sup>1</sup>"Others" includes equity, fx, clearing thresholds and/or derivatives mark to market.

<sup>1</sup>"Liquid Assets" includes 1-day government repo, Derivatives MtM and/or deposit accounts in MXN, USD and/or EUR.

## GROWTH OF HYPOTHETICAL \$1,000.00 EUR<sup>2</sup>



## CURRENT RETURNS AS OF DEC 31, 2025; IN EUR, ANNUALIZED<sup>3</sup>



## CALENDAR RETURNS; IN EUR, ANNUALIZED<sup>3</sup>

| Share Class | Jan | Feb | Mar | Apr | May | Jun | Jul | Aug | Sep | Oct | Nov   | Dec    | YEAR  |
|-------------|-----|-----|-----|-----|-----|-----|-----|-----|-----|-----|-------|--------|-------|
| 2025        |     |     |     |     |     |     |     |     |     |     | 1.18% | -2.16% | 0.46% |
| 2024        |     |     |     |     |     |     |     |     |     |     |       |        |       |
| 2023        |     |     |     |     |     |     |     |     |     |     |       |        |       |
| 2022        |     |     |     |     |     |     |     |     |     |     |       |        |       |

Actinver

Acostúmbrate a ganar más@  
For more information, please visit:  
<https://www.actinver.com/fondos>  
<https://actinver.com/actieur>

Asset  
Management

### Call Center (CAT) +52 55-1103-6699

Where to buy:

- Online Banking (e-Actinver)
- Online Broker (Actinver Trade)
- Actinver Brokerage Firm/Bank

Before investing please:  
Consider the investment objectives, risks, charges and expenses of the fund or annuity and its investment options. Contact Actinver for a free prospectus and, if available, summary prospectus containing this information. Read it carefully.

<sup>1</sup> All data based on holdings as of Dec 31, 2025. Due to the rounding of decimals involves an approximation, totals may not add up to 100% .  
<sup>2</sup> The chart reflects a hypothetical \$1,000 USD investment (management and local taxes deducted, assumes reinvestment of dividends, coupons and/or capital gains calculated) calculated as of Dec 31, 2025.

<sup>3</sup> Fixed Income Funds' annualized returns in USD (management and local taxes deducted according to the share class) as of Dec 31, 2025.

Investment return and principal value of an investment will fluctuate so that an investor's shares, when sold or redeemed, may be worth more or less than the original cost.

Past performance does not guarantee future results. Performance could be positive or negative.

The Funds are regulated by Comisión Nacional Bancaria y de Valores (CNBV), local regulator for investment funds.