

ACTIMED

Local Fixed Income

Actinver | Asset Management

FUND'S DESCRIPTION

October, 2024



Medium-Term Fixed Income Fund, Low-Moderate Risk Profile and a settlement date within 24 hrs.

FUND KEY ASPECTS



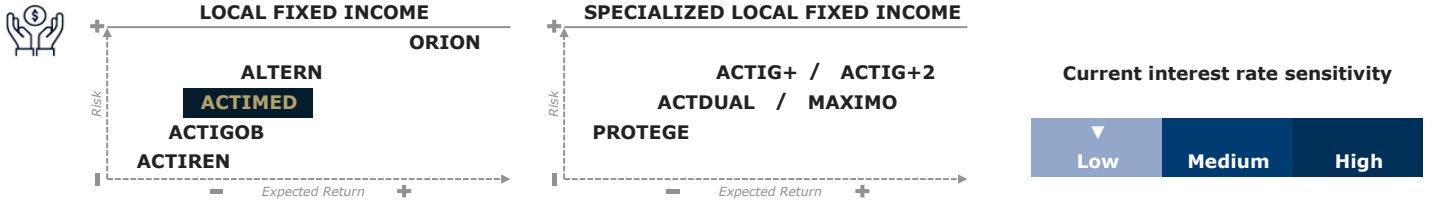
1. The Fund's objective is capital preservation, in order to maintain purchasing power in line with inflation.
2. Historically, the fund has achieved returns similar to those of 28-day CETES (Local Zero-Coupon Bonds).
3. Fund's liquidity compares better to other savings options with monthly redemptions.

Medium-Term

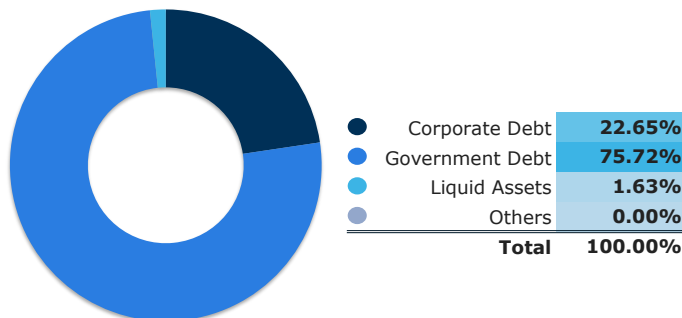
KEY INFORMATION

Share Class	B	(46,845.9 mp)
ID Price Vendor	51_ACTIMED_B	
ISIN	MX51AC0J00I9	
Term	Medium-Term	
Rating	AAA/3 HR	
Investor	Individual, Legal Entity, Non-Taxable	
Buy	Every business day	
Sell	Daily	
Settlement Date	24 hrs.	
AUM's (mp)	56,077.60	

ACTINVER FUNDS



ASSET CLASS BREAKDOWN¹

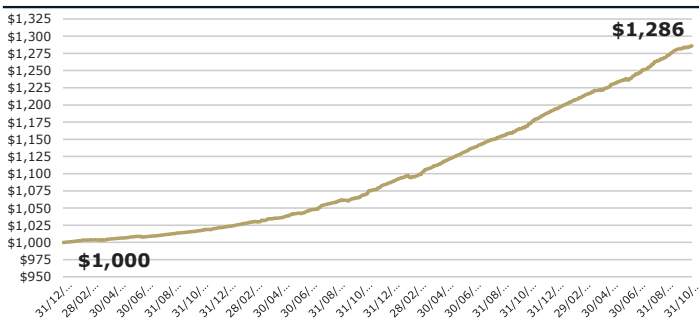


¹-"Others" includes equity, fx, clearing thresholds and/or derivatives mark to market.
²-"Liquid Assets" includes 1-day government repo and/or deposit accounts in MXN, USD and/or EUR.

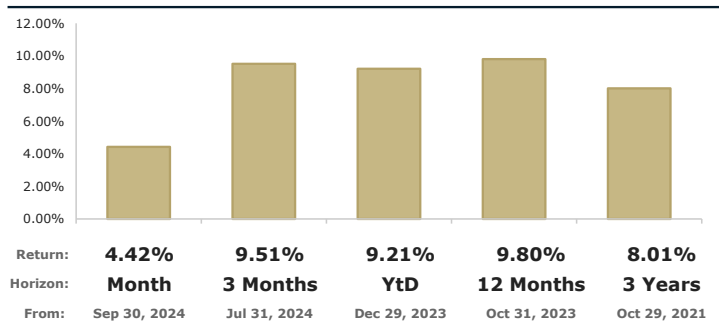
CURRENCY BREAKDOWN¹



GROWTH OF HYPOTHETICAL \$1,000.00 MXN²



CURRENT RETURNS AS OF OCT 31, 2024; IN MXN, ANNUALIZED³



CALENDAR RETURNS; IN MXN, ANNUALIZED³

Share Class B	Jan	Feb	Mar	Apr	May	Jun	Jul	Aug	Sep	Oct	Nov	Dec	YEAR
2024	9.78%	9.38%	9.16%	5.13%	10.12%	9.12%	10.97%	11.68%	12.48%	4.42%			9.21%
2023	9.06%	1.91%	13.08%	10.24%	10.54%	10.29%	9.91%	7.86%	7.58%	8.99%	15.01%	10.67%	9.62%
2022	3.82%	4.54%	4.78%	2.12%	6.70%	4.98%	9.04%	5.54%	3.78%	8.05%	10.48%	11.03%	6.22%
2021	2.61%	1.83%	0.13%	2.97%	2.40%	0.34%	2.19%	2.98%	2.56%	2.87%	3.34%	3.69%	2.30%

Min. 12M: 4.42%(Oct-2024); Max. 12M: 15.01%(Nov-2023)

Actinver | Asset Management

Acostúmbrese a ganar más@
 For more information, please visit:
<https://www.actinver.com/fondos>
<https://www.actinver.com/actimed>

Call Center (CAT) +52 55-1103-6699

- Where to buy:
- Online Banking (e-Actinver)
 - Online Broker (Bursanet)
 - Actinver Brokerage Firm/Bank

Before investing please:
 Consider the investment objectives, risks, charges and expenses of the fund or annuity and its investment options. Contact Actinver for a free prospectus and, if available, summary prospectus containing this information. Read it carefully.

1. All data based on holdings as of Oct 31, 2024.
 2. The chart reflects a hypothetical \$1,000 MXN investment (management and local taxes deducted, assumes reinvestment of dividends, coupons and/or capital gains calculated) calculated as of Oct 31, 2024.
 3. Fixed Income Funds' annualized returns in MXN (management and local taxes deducted according to the share class) as of Oct 31, 2024.
 Investment return and principal value of an investment will fluctuate so that an investor's shares, when sold or redeemed, may be worth more or less than the original cost.
 Past performance and does not guarantee future results. Performance could be positive or negative.
 The Funds are regulated by Comisión Nacional Bancaria y de Valores (CNBV), local regulator for investment funds.