

FUND'S DESCRIPTION

December, 2025



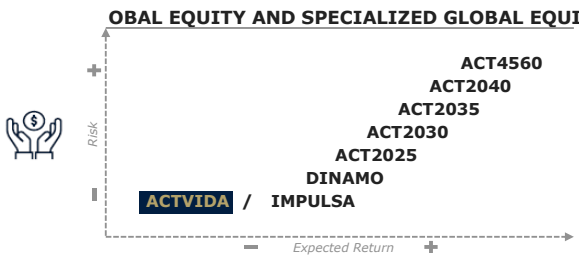
Multi-Asset Fund which invests in a diversified mix of debt and equity funds within local and foreign markets.

FUND KEY ASPECTS

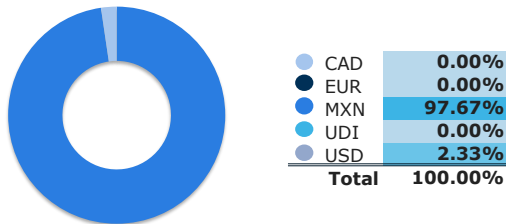

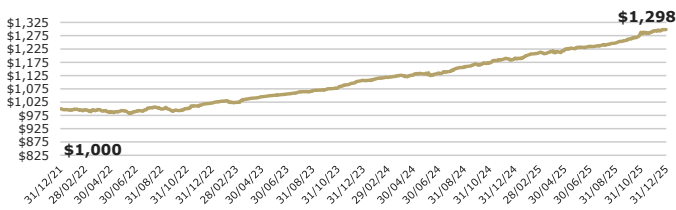


1. Multi-Asset Fund with target volatility within a range of 1% to 3%.
2. The Fund includes a limited life insurance policy.
3. The Fund investment objective seeks capital appreciation in the long-term whilst simultaneously offers a personal protection.

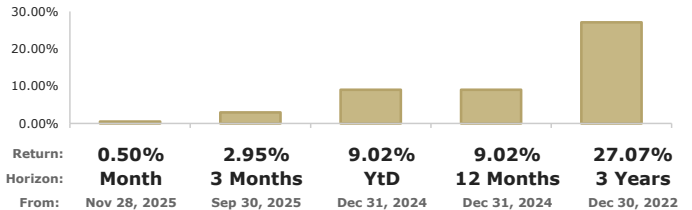
ACTINVER FUNDS

TOP 10 HOLDINGS¹

ID Price Vendor	Issuer	Asset Class	Weight
51_ALTERN_FF	Fondo ALTERN SA de C...	Debt: Multi-asset	34.79%
51_ORION_FF	Actinver - Actiplazo...	Debt: Multi-asset	25.38%
51_ACTIVIMED_FF	Actinver - Actimed S...	Debt: Multi-asset	13.62%
52_MAYA_FF	Fondo Maya SA de CV ...	Equity: Local	6.61%
52_ACTINTK_FF	Fondo Técnico Actinv...	Equity: Local	4.01%
1_SPORT_S	Grupo Sports World S...	Equity: Local	3.92%
51_ACTICOB_FF	Actinver - Acticober...	Debt: Multi-asset	2.88%
52_ACTICRE_FF	Actinver - Acticrece...	Equity: Local	2.20%
1_ACTINVR_B	Corp Actinver SAB de...	Equity: Local	1.71%
52_ACTI500_FF	Fondo Prudential Int...	Equity: Global	1.45%
Total			96.58%

CURRENCY BREAKDOWN¹ASSET CLASS BREAKDOWN¹GROWTH OF HYPOTHETICAL
\$1,000.00 MXN²CALENDAR RETURNS; IN MXN, ABSOLUTE³

Share Class	Jan	Feb	Mar	Apr	May	Jun	Jul	Aug	Sep	Oct	Nov	Dec	YEAR
2025	0.94%	0.86%	0.29%	0.59%	0.70%	0.28%	0.47%	0.51%	1.10%	2.19%	0.25%	0.50%	9.02%
2024	0.45%	0.53%	0.67%	0.04%	0.75%	-0.03%	0.88%	1.15%	0.93%	0.43%	1.01%	0.48%	7.53%
2023	0.75%	-0.52%	1.44%	0.64%	0.53%	0.47%	0.73%	0.41%	0.38%	0.61%	1.45%	1.21%	8.40%
2022	-0.27%	-0.15%	0.13%	-1.06%	0.64%	-0.46%	1.48%	-0.42%	-0.70%	0.86%	1.15%	0.95%	2.15%

CURRENT RETURNS AS OF
DEC 31, 2025; IN MXN, ABSOLUTE³

Actinver

Asset Management

Acostúmbrate a ganar más®
For more information, please visit:
<https://www.actinver.com/fondos>
<https://www.actinver.com/actvida>

Call Center (CAT) +52 55-1103-6699

Where to buy:

- Online Banking (e-Actinver)
- Online Broker (Actinver Trade)
- Actinver Brokerage Firm/Bank

Before investing please:

Consider the investment objectives, risks, charges and expenses of the fund or annuity and its investment options. Contact Actinver for a free prospectus and, if available, summary prospectus containing this information. Read it carefully.

1. All data based on holdings as of Dec 31, 2025. Due to the rounding of decimals involves an approximation, totals may not add up to 100%.

2. The chart reflects a hypothetical \$1,000 Dec 31, 2025.

3. Equity Funds' absolute returns in MXN (management and local taxes deducted according to the share class) as of Dec 31, 2025.

Investment return and principal value of an investment will fluctuate so that an investor's shares, when sold or redeemed, may be worth more or less than the original cost.

Past performance and does not guarantee future results. Performance could be positive or negative.

The Funds are regulated by Comisión Nacional Bancaria y de Valores (CNBV), local regulator for investment funds.