

# DINAMO

**Multi-Asset**  
Powered by J.P. Morgan  
Asset Management

## FUND'S DESCRIPTION



Active Managed Fund which invests in a global multi-sector dynamic portfolio, including debt and equity. To execute this strategy the fund is co-advised by J.P. Morgan Asset Management.

## FUND KEY ASPECTS



- Multi-Asset Global Fund co-advice by J.P. Morgan Asset Management.
- The Fund invests on Global Debt and Equity through ETF's listed in the Mexican Stock Exchange.
- The Fund allows for a diversification across different foreign asset classes.

**Actinver** | Asset Management  
**J.P.Morgan**  
ASSET MANAGEMENT


Discretionary

### KEY INFORMATION

Share Class	B	(2,055.9 mp)
ID Price Vendor	52_DINAMO_B	
ISIN	MX52DI0M0013	
Term	Long-Term	
Rating	N/A	
Investor	Individual, Legal Entity, Non-Taxable	
Buy	Every business day	
Sell	Daily	
Settlement Date	24 hrs.	
AUM's (mp)	2,404.32	

## ACTINVER FUNDS

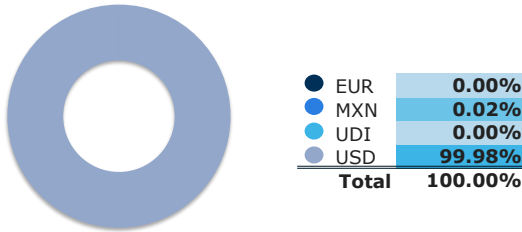
### MULTI-ASSET AND TARGET DATE FUND




## TOP 10 HOLDINGS<sup>1</sup>

ID Price Vendor	Issuer	Asset Class	Weight
11SP_BBUS_*	JPMorgan BetaBuilder...	Equity: Global	49.20%
11SP_VAGU_N	Vanguard Global Aggr...	Debt: Corporate	16.05%
11SP_BBEU_*	JPMorgan BetaBuilder...	Equity: Global	11.47%
11SP_JPEM_*	JPMorgan Diversified...	Equity: Global	8.10%
11SP_JGHY_N	JPMorgan Global High...	Equity: Global	7.13%
11SP_BBJP_*	JPMorgan BetaBuilder...	Equity: Global	4.78%
11SP_EMGA_N	iShares JP Morgan EM...	Equity: Global	1.99%
11SP_BBAX_*	JPMorgan BetaBuilder...	Equity: Global	0.98%
11SP_BBIL_N	JPMorgan BetaBuilder...	Debt: Government	0.27%
<b>Total</b>			<b>99.97%</b>

## CURRENCY BREAKDOWN<sup>1</sup>



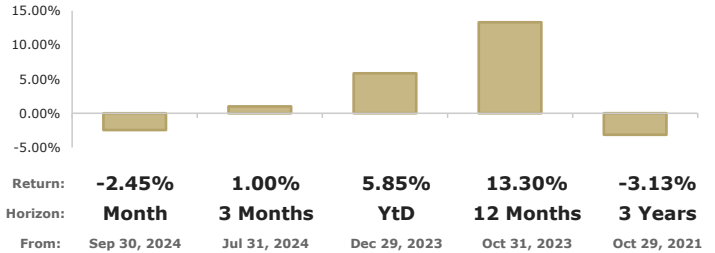
## ASSET CLASS BREAKDOWN<sup>1</sup>



## GROWTH OF HYPOTHETICAL \$1,000.00 USD<sup>2</sup>



## CURRENT RETURNS AS OF OCT 31, 2024; IN USD, ABSOLUTE<sup>3</sup>



## CALENDAR RETURNS; IN USD, ABSOLUTE<sup>3</sup>

Share Class B	Jan	Feb	Mar	Apr	May	Jun	Jul	Aug	Sep	Oct	Nov	Dec	YEAR
2024	-0.54%	0.60%	2.08%	-3.15%	3.32%	1.20%	1.33%	2.05%	1.46%	-2.45%			5.85%
2023	3.71%	-3.47%	1.22%	0.24%	-1.71%	1.59%	1.42%	-1.50%	-2.10%	-1.54%	3.44%	3.48%	4.55%
2022	-1.23%	-0.23%	-0.66%	-4.60%	0.43%	-4.49%	2.41%	-2.91%	-5.16%	0.92%	5.13%	-1.82%	-12.01%
2021	-0.30%	1.10%	0.21%	1.79%	1.33%	-0.64%	-0.04%	0.60%	-1.48%	1.14%	-1.33%	0.82%	3.20%

**Actinver** | Asset Management

Acostúmbrese a ganar más!  
For more information, please visit:  
<https://www.actinver.com/fondos>  
<https://www.actinver.com/dinamo>

**Call Center (CAT) +52 55-1103-6699**

- Where to buy:
- Online Banking (e-Actinver)
  - Online Broker (Bursanet)
  - Actinver Brokerage Firm/Bank

Before investing please:  
Consider the investment objectives, risks, charges and expenses of the fund or annuity and its investment options. Contact Actinver for a free prospectus and, if available, summary prospectus containing this information. Read it carefully.

1. All data based on holdings as of Oct 31, 2024.  
2. The chart reflects a hypothetical \$1,000 Oct 31, 2024.  
3. Equity Funds' absolute returns in USD (management and local taxes deducted according to the share class) as of Oct 31, 2024.  
Investment return and principal value of an investment will fluctuate so that an investor's shares, when sold or redeemed, may be worth more or less than the original cost. Past performance and does not guarantee future results. Performance could be positive or negative.  
The Funds are regulated by Comisión Nacional Bancaria y de Valores (CNBV), local regulator for investment funds.