

JPMRVUS

Specialized U.S.
Equity

Powered by J.P. Morgan
Asset Management

December, 2025

FUND'S DESCRIPTION



Active managed fund focused on high-conviction value and growth stocks (20-40 stocks) based on J.P. Morgan Asset Management's view and selection process.

FUND KEY ASPECTS



1. Fund that capitalizes on J.P. Morgan Asset Management's experience and best investment ideas.
2. Concentrated blended portfolio of high conviction US growth and value companies ((20-40 stocks).
3. Active management that seeks to provide long-term capital growth.

ACTINVER FUNDS



OTHER CURRENCIES FIXED INCOME

LOCAL

ACTIVAR

ACTICRE

MAYA

Active Management

NEARSHORING

ACTIED

ACTI500

ACTIRVT

GLOBAL

JPMRVUS

ESFERA

OPORT1

LOCAL EQUITY

THEMATIC

TEMATIK

ACTIAI

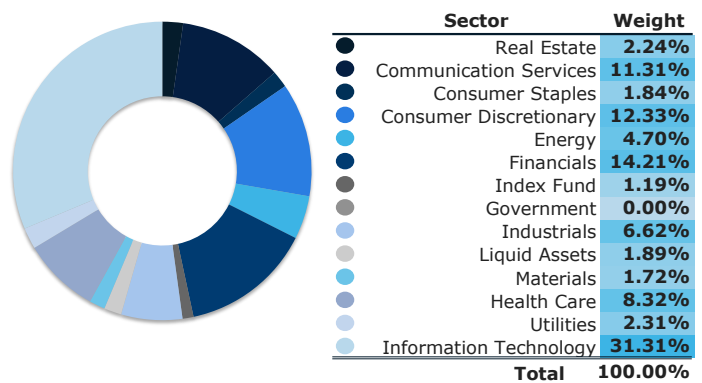
ROBOTIK

SALUD

TOP 10 HOLDINGS¹

ID Price Vendor	Issuer	Sector	Weight
1ASP_NVDA_*	NVIDIA Corp	Informati...	7.75%
1ASP_MSFT_*	Microsoft Corp	Informati...	6.09%
1ASP_GOOG_*	Alphabet Inc	Communica...	5.33%
1ASP_AMZN_*	Amazon.com Inc	Consumer ...	4.52%
1ASP_AVGO_*	Broadcom Inc	Informati...	4.46%
1ASP_AAPL_*	Apple Inc	Informati...	4.37%
1ASP_META_*	Meta Platforms Inc	Communica...	3.54%
1ASP_COF_*	Capital One Financial C...	Financial...	3.21%
1ASP_L_*	Loews Corp	Financial...	3.10%
1ASP_MS_*	Morgan Stanley	Financial...	2.86%
Total			45.24%

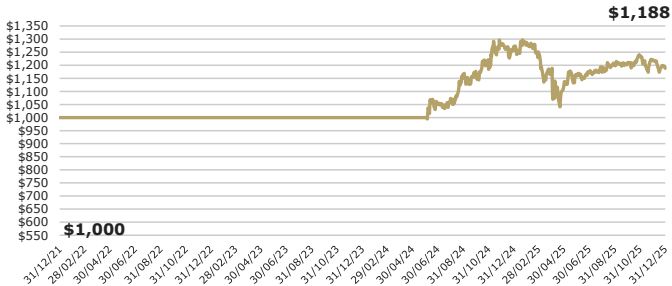
SECTOR BREAKDOWN¹



¹"Liquid Assets" includes 1-day government repo, Derivatives MtM and/or deposit accounts in MXN, USD and/or EUR.

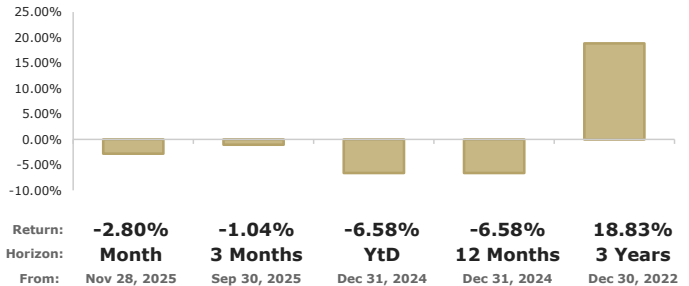
GROWTH OF HYPOTHETICAL

\$1,000.00 MXN²



CURRENT RETURNS AS OF

DEC 31, 2025; IN MXN, ABSOLUTE³



CALENDAR RETURNS; IN MXN, ABSOLUTE³

Share Class	Jan	Feb	Mar	Apr	May	Jun	Jul	Aug	Sep	Oct	Nov	Dec	YEAR
B-1													
2025	1.14%	-2.73%	-6.17%	-5.12%	4.53%	0.84%	1.55%	0.68%	0.01%	3.11%	-1.25%	-2.80%	-6.58%
2024						5.07%	2.14%	8.46%	1.06%	0.65%	7.84%	-0.37%	27.20%
2023													
2022													

Actinver

Acostúmbrate a ganar más@

For more information, please visit:

<https://www.actinver.com/fondos>

<https://www.actinver.com/jpmrvus>

Asset
Management

Call Center (CAT) +52 55-1103-6699

Where to buy:

• Online Banking (e-Actinver)

• Online Broker

(Actinver Trade)

• Actinver Brokerage Firm/Bank

Before investing please:

Consider the investment objectives, risks, charges and expenses of the fund or annuity and its investment options. Contact Actinver for a free prospectus and, if available, summary prospectus containing this information. Read it carefully.

¹ All data based on holdings as of Dec 31, 2025. Due to the rounding of decimals involves an approximation, totals may not add up to 100% .

² The chart reflects a hypothetical \$1,000 MXN investment (management and local taxes deducted, assumes reinvestment of dividends, coupons and/or capital gains calculated) calculated as of Dec 31, 2025.

³ Equity Funds' absolute returns in MXN (management and local taxes deducted according to the share class) as of Dec 31, 2025.

Investment return and principal value of an investment will fluctuate so that an investor's shares, when sold or redeemed, may be worth more or less than the original cost.

Past performance does not guarantee future results. Performance could be positive or negative.

The Funds are regulated by Comisión Nacional Bancaria y de Valores (CNBV), local regulator for investment funds.