

JPMRVUS

Global Equity
Powered by J.P. Morgan
Asset Management

FUND'S DESCRIPTION



Active managed fund focused on high-conviction value and growth stocks (20-40 stocks) based on J.P. Morgan Asset Management's view and selection process.

FUND KEY ASPECTS



1. Fund that capitalizes on J.P Morgan Asset Management's experience and best investment ideas.
2. Concentrated blended portfolio of high conviction US growth and value companies ((20-40 stocks).
3. Active management that seeks to provide long-term capital growth.

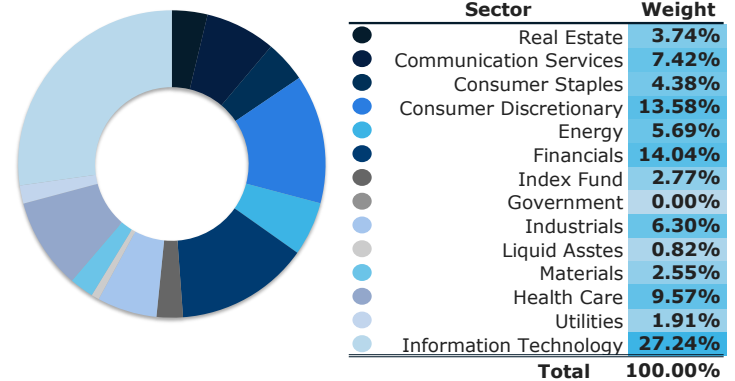
ACTINVER FUNDS



TOP 10 HOLDINGS¹

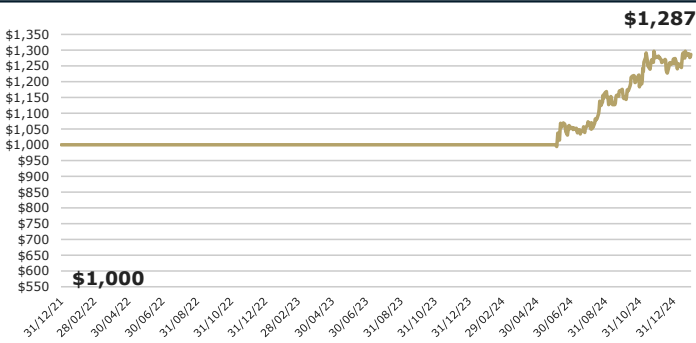
ID Price Vendor	Issuer	Sector	Weight
1ASP_AMZN_*	Amazon.com Inc	Consumer ...	6.42%
1ASP_MSFT_*	Microsoft Corp	Informati...	5.97%
1ASP_META_*	Meta Platforms Inc	Communica...	5.26%
1ASP_NVDA_*	NVIDIA Corp	Informati...	4.24%
1ASP_AVGO_*	Broadcom Inc	Informati...	3.86%
1ASP_AAPL_*	Apple Inc	Informati...	3.70%
1ASP_COF_*	Capital One Financial C...	Financial...	3.43%
1ASP_KMI_*	Kinder Morgan Inc	Energy	3.05%
1ASP_BRKB_*	Berkshire Hathaway Inc	Financial...	2.89%
1ASP_L_*	Loews Corp	Financial...	2.79%
Total			41.61%

SECTOR BREAKDOWN¹

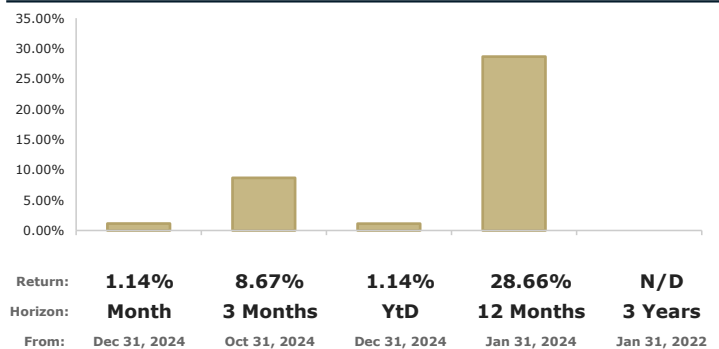


¹ "Liquid Assets" includes 1-day government repo and/or deposit accounts in MXN, USD and/or EUR.

GROWTH OF HYPOTHETICAL \$1,000.00 MXN²



CURRENT RETURNS AS OF JAN 31, 2025; IN MXN, ABSOLUTE³



CALENDAR RETURNS; IN MXN, ABSOLUTE³

Share Class	Jan	Feb	Mar	Apr	May	Jun	Jul	Aug	Sep	Oct	Nov	Dec	YEAR
B-1	1.14%												1.14%
2025						5.07%	2.14%	8.46%	1.06%	0.65%	7.84%	-0.37%	27.20%
2024													
2023													
2022													

Actinver | Asset Management

Acostúmbrete a ganar más@
For more information, please visit:
<https://www.actinver.com/fondos>
<https://actinver.com/jpmrvus>

Call Center (CAT) +52 55-1103-6699

- Where to buy:
- Online Banking (e-Actinver)
 - Online Broker (Bursanet)
 - Actinver Brokerage Firm/Bank

Before investing please:
Consider the investment objectives, risks, charges and expenses of the fund or annuity and its investment options. Contact Actinver for a free prospectus and, if available, summary prospectus containing this information. Read it carefully.

¹ All data based on holdings as of Jan 31, 2025.

² The chart reflects a hypothetical \$1,000 MXN investment (management and local taxes deducted, assumes reinvestment of dividends, coupons and/or capital gains calculated) calculated as of Jan 31, 2025.

³ Equity Funds' absolute returns in MXN (management and local taxes deducted according to the share class) as of Jan 31, 2025.

Investment return and principal value of an investment will fluctuate so that an investor's shares, when sold or redeemed, may be worth more or less than the original cost.

Past performance and does not guarantee future results. Performance could be positive or negative.

The Funds are regulated by Comisión Nacional Bancaria y de Valores (CNBV), local regulator for investment funds.