

FUND'S DESCRIPTION

December, 2025



Active Managed Local Equity Fund focused on a portfolio based on the best fundamental ideas within the Mexican Stock Exchange.

FUND KEY ASPECTS



1. Active Managed Equity Fund specialized on the Mexican Stock Exchange.
2. Investment strategy based on fundamental analysis to select companies with best growth perspectives.
3. Mexico has been one of the top performers during the last 10 years within the Latin American markets.

ACTINVER FUNDS



OTHER CURRENCIES FIXED INCOME

LOCAL

NEARSHORING

LOCAL EQUITY

GLOBAL

THEMATIC

ACTIVAR

ACTICRE

MAYA

ACTIED

ACTI500

ACTIRVT

JPMRVUS

ESFERA

OPORT1

TEMATIK

ACTIAI

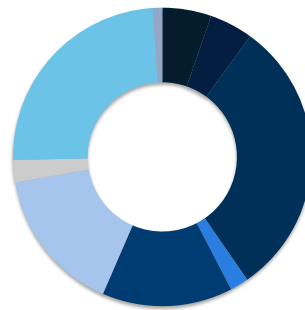
ROBOTIK

SALUD

Active Management

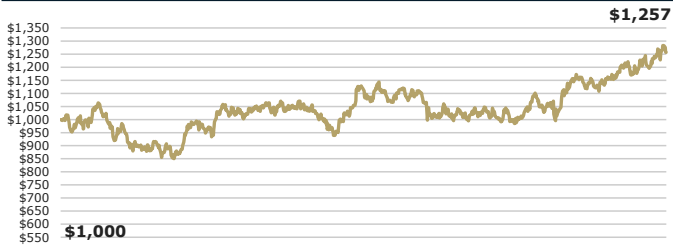
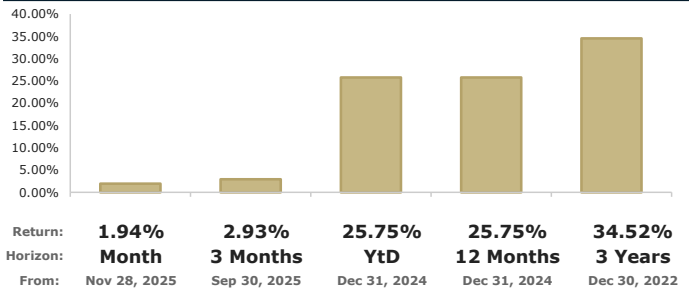
TOP 10 HOLDINGS¹

ID Price Vendor	Issuer	Sector	Weight
1_GMEXICO_B	Grupo Mexico SAB de CV	Materials	12.66%
1_GFNORTE_O	Grupo Financiero Banort...	Financial...	9.55%
1_FEMSA_UBD	Fomento Economico Mexic...	Consumer ...	7.20%
1_CEMEX_CPO	Cemex SAB de CV	Materials	7.01%
1_GAP_B	Grupo Aeroportuario del...	Industria...	4.91%
1_WALMEX_*	Wal-Mart de Mexico SAB ...	Consumer ...	4.74%
1_AC_*	Arca Continental SAB de...	Consumer ...	4.28%
1_SIGMAF_A	Sigma Foods SAB de CV	Consumer ...	4.26%
1_KOF_UBL	Coca-Cola Femsa SAB de ...	Consumer ...	4.10%
1_ASUR_B	Grupo Aeroportuario del...	Industria...	3.95%
Total			62.66%

SECTOR BREAKDOWN¹

Sector	Weight
Real Estate	5.31%
Communication Services	4.72%
Consumer Staples	30.34%
Consumer Discretionary	2.01%
Energy	0.00%
Financials	14.14%
Index Fund	0.00%
Government	0.00%
Industrials	15.74%
Liquid Assets	2.42%
Materials	24.33%
Health Care	1.00%
Utilities	0.00%
Information Technology	0.00%
Total	100.00%

¹"Liquid Assets" includes 1-day government repo, Derivatives MtM and/or deposit accounts in MXN, USD and/or EUR.

GROWTH OF HYPOTHETICAL
\$1,000.00 MXN²CURRENT RETURNS AS OF
DEC 31, 2025; IN MXN, ABSOLUTE³CALENDAR RETURNS; IN MXN, ABSOLUTE³

Share Class	Jan	Feb	Mar	Apr	May	Jun	Jul	Aug	Sep	Oct	Nov	Dec	YEAR
B													
2025	3.19%	1.77%	-0.67%	5.67%	5.21%	-1.66%	0.46%	1.09%	5.49%	-0.57%	1.54%	1.94%	25.75%
2024	-0.49%	-3.89%	3.94%	-2.06%	-2.30%	-4.80%	0.73%	-0.70%	1.02%	-1.81%	-1.42%	0.71%	-10.82%
2023	12.21%	-2.60%	1.76%	0.99%	-3.04%	1.94%	3.21%	-3.66%	-3.93%	-4.06%	10.02%	7.17%	19.95%
2022	-3.20%	3.12%	6.51%	-9.05%	0.30%	-7.47%	0.60%	-5.31%	-0.52%	12.83%	3.31%	-5.77%	-6.59%

Actinver

Asset
Management

Acostúmbrate a ganar más®

For more information, please visit:

<https://www.actinver.com/fondos><https://www.actinver.com/maya>

Call Center (CAT) +52 55-1103-6699

Where to buy:

• Online Banking (e-Actinver)

• Online Broker

(Actinver Trade)

• Actinver Brokerage Firm/Bank

Before investing please:

Consider the investment objectives, risks, charges and expenses of the fund or annuity and its investment options. Contact Actinver for a free prospectus and, if available, summary prospectus containing this information. Read it carefully.

1. All data based on holdings as of Dec 31, 2025. Due to the rounding of decimals involves an approximation, totals may not add up to 100%.

2. The chart reflects a hypothetical \$1,000 MXN investment (management and local taxes deducted, assumes reinvestment of dividends, coupons and/or capital gains calculated) calculated as of Dec 31, 2025.

3. Equity Funds' absolute returns in MXN (management and local taxes deducted according to the share class) as of Dec 31, 2025.

Investment return and principal value of an investment will fluctuate so that an investor's shares, when sold or redeemed, may be worth more or less than the original cost.

Past performance does not guarantee future results. Performance could be positive or negative.

The Funds are regulated by Comisión Nacional Bancaria y de Valores (CNBV), local regulator for investment funds.