

FUND'S DESCRIPTION

November, 2024



Active Managed Local Equity Fund focused on a portfolio based on the best fundamental ideas within the Mexican Stock Exchange.

FUND KEY ASPECTS



- Active Managed Equity Fund specialized on the Mexican Stock Exchange.
- Investment strategy based on fundamental analysis to select companies with best growth perspectives.
- Mexico has been one of the top performers during the last 10 years within the Latin American markets.

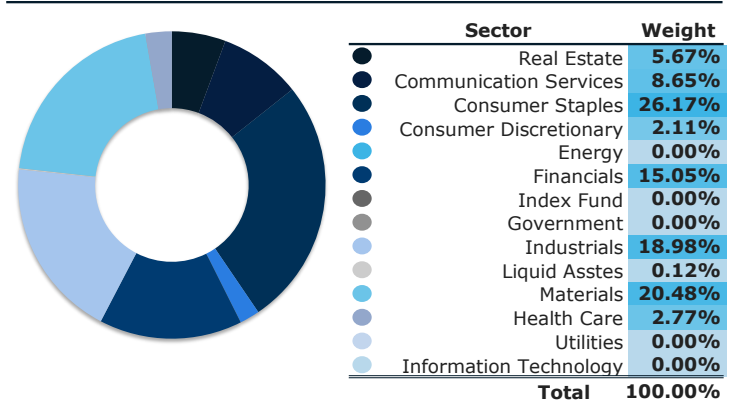
ACTINVER FUNDS

LOCAL EQUITY				GLOBAL EQUITY										
LOCAL	NEARSHORING	GLOBAL	THEMATIC	LOCAL	NEARSHORING	GLOBAL	THEMATIC							
ACTIVAR	ACTICRE	MAYA	ACTIED	ACTI500	ACTIRVT	ESFERA	ACTGLCS	OPORT1	JPMRVUS	TEMATIK	DIGITAL	ROBOTIK	ECOFUND	SALUD
Active Management				Active Management										

TOP 10 HOLDINGS¹

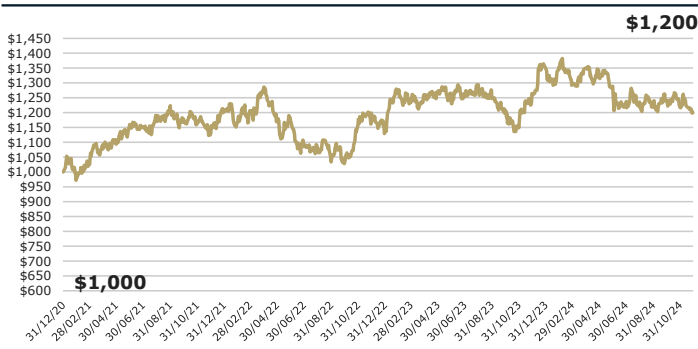
ID Price Vendor	Issuer	Sector	Weight
1_GFNORTE_O	Grupo Financiero Banort...	Financial...	10.33%
1_FEMSA_UBD	Fomento Economico Mexic...	Consumer ...	9.42%
1_GMEXICO_B	Grupo Mexico SAB de CV	Materials	8.86%
1_WALMEX_*	Wal-Mart de Mexico SAB ...	Consumer ...	8.79%
1_AMX_B	America Movil SAB de CV	Communica...	8.65%
1_CEMEX_CPO	Cemex SAB de CV	Materials	8.52%
1_GAP_B	Grupo Aeroportuario del...	Industria...	7.59%
1_AC_*	Arca Continental SAB de...	Consumer ...	4.86%
1_ASUR_B	Grupo Aeroportuario del...	Industria...	4.19%
1_GENTERA_*	Gentera SAB de CV	Financial...	3.42%
Total			74.62%

SECTOR BREAKDOWN¹

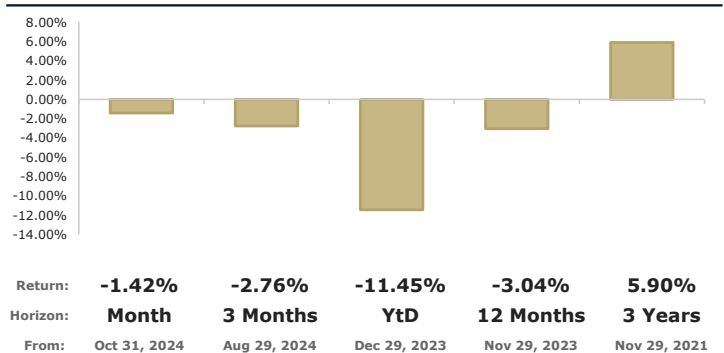


¹"Liquid Assets" includes 1-day government repo and/or deposit accounts in MXN, USD and/or EUR.

GROWTH OF HYPOTHETICAL \$1,000.00 MXN²



CURRENT RETURNS AS OF NOV 29, 2024; IN MXN, ABSOLUTE³



CALENDAR RETURNS; IN MXN, ABSOLUTE³

Share Class B	Jan	Feb	Mar	Apr	May	Jun	Jul	Aug	Sep	Oct	Nov	Dec	YEAR
2024	-0.49%	-3.89%	3.94%	-2.06%	-2.30%	-4.80%	0.73%	-0.70%	1.02%	-1.81%	-1.42%		-11.45%
2023	12.21%	-2.60%	1.76%	0.99%	-3.04%	1.94%	3.21%	-3.66%	-3.93%	-4.06%	10.02%	7.17%	19.95%
2022	-3.20%	3.12%	6.51%	-9.05%	0.30%	-7.47%	0.60%	-5.31%	-0.52%	12.83%	3.31%	-5.77%	-6.59%
2021	-2.80%	5.12%	5.47%	1.51%	6.06%	-0.86%	1.83%	4.44%	-3.68%	-1.62%	-2.91%	7.45%	20.92%