

# SALUD

Global Equity

Actinver | Asset Management

## FUND'S DESCRIPTION

April, 2024



Global Equity Fund with an Investment Strategy based on companies within the healthcare sector that seek to make of innovation its advantage to unlock its potential.

## WHY INVEST IN OUR FUND?



1. Active Managed Global Equity Fund.
2. Fund's strategy with a focus on healthcare companies involved in the development of new medicines, medical artifacts, research on cure of rare diseases, and those which are centered on cost saving strategies within the healthcare system.
3. Due to global population aging trends, demand for healthcare services is currently on the rise.

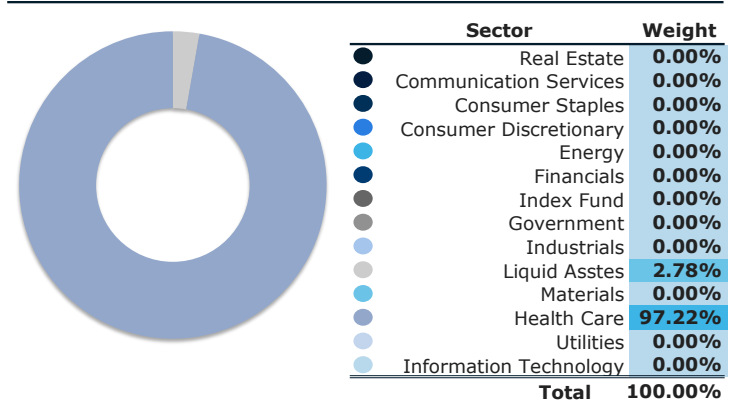
## ACTINVER FUNDS



## TOP 10 HOLDINGS<sup>1</sup>

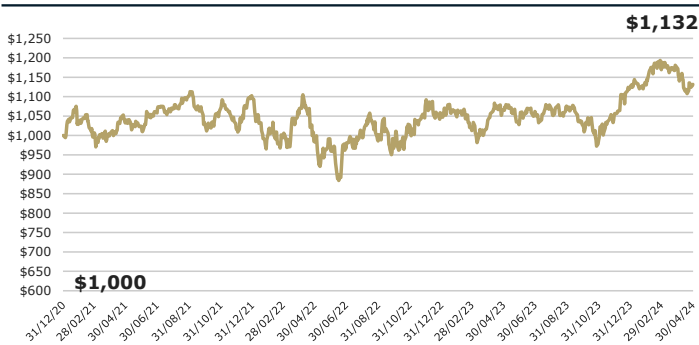
ID Price Vendor	Issuer	Sector	Weight
1ASP_LLY_*	Eli Lilly & Co	Health Ca...	13.87%
1ASP_UNH_*	UnitedHealth Group Inc	Health Ca...	8.65%
1ASP_ABBV_*	AbbVie Inc	Health Ca...	8.05%
1ASP_TMO_*	Thermo Fisher Scientifi...	Health Ca...	6.43%
1ASP_BSX_*	Boston Scientific Corp	Health Ca...	4.82%
1ASP_DHR_*	Danaher Corp	Health Ca...	4.22%
1ASP_GILD_*	Gilead Sciences Inc	Health Ca...	4.08%
1ASP_VRTX_*	Vertex Pharmaceuticals ...	Health Ca...	3.82%
1ASP_AZN_N	AstraZeneca PLC	Health Ca...	3.55%
1ASP_SYK_*	Stryker Corp	Health Ca...	3.45%
<b>Total</b>			<b>60.96%</b>

## SECTOR BREAKDOWN<sup>1</sup>

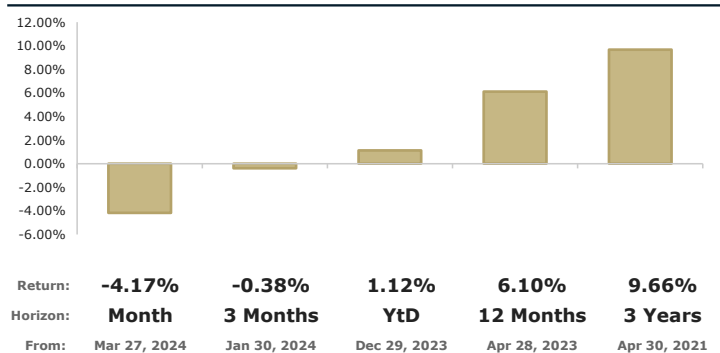


<sup>1</sup>"Liquid Assets" includes 1-day government repo and/or deposit accounts in MXN, USD and/or EUR.

## GROWTH OF HYPOTHETICAL \$1,000.00 USD<sup>2</sup>



## CURRENT RETURNS AS OF APR 30, 2024; IN USD, ABSOLUTE<sup>3</sup>



## CALENDAR RETURNS; IN USD, ABSOLUTE<sup>3</sup>

Share Class B	Jan	Feb	Mar	Apr	May	Jun	Jul	Aug	Sep	Oct	Nov	Dec	YEAR
2024	0.97%	3.48%	1.00%	-4.17%									1.12%
2023	0.39%	-4.47%	2.61%	2.64%	-3.09%	2.71%	0.91%	-0.36%	-3.61%	-4.01%	6.50%	6.40%	5.99%
2022	-8.39%	-0.56%	5.66%	-6.69%	-1.20%	-0.62%	3.92%	-1.87%	-1.98%	6.27%	4.74%	-1.83%	-3.69%
2021	2.84%	-3.17%	0.92%	2.69%	-0.82%	3.34%	0.94%	3.30%	-6.53%	3.15%	-4.23%	7.65%	9.65%

Actinver | Asset Management

Acostúmbrete a ganar más®  
For more information, please visit:  
<https://www.actinver.com/fondos>  
<https://www.actinver.com/salud>

Call Center (CAT) +52 55-1103-6699

- Where to buy:
- Online Banking (e-Actinver)
  - Online Broker (Bursanet)
  - Actinver Brokerage Firm/Bank

Before investing please:  
Consider the investment objectives, risks, charges and expenses of the fund or annuity and its investment options. Contact Actinver for a free prospectus and, if available, summary prospectus containing this information. Read it carefully.

<sup>1</sup> All data based on holdings as of Apr 30, 2024.

<sup>2</sup> The chart reflects a hypothetical \$1,000 USD investment (management and local taxes deducted, assumes reinvestment of dividends, coupons and/or capital gains calculated) calculated as of Apr 30, 2024.

<sup>3</sup> Equity Funds' absolute returns in USD (management and local taxes deducted according to the share class) as of Apr 30, 2024.

Investment return and principal value of an investment will fluctuate so that an investor's shares, when sold or redeemed, may be worth more or less than the original cost.

Past performance and does not guarantee future results. Performance could be positive or negative.

The Funds are regulated by Comisión Nacional Bancaria y de Valores (CNBV), local regulator for investment funds.