

FUND'S DESCRIPTION

December, 2025



Global Equity Fund with an investment scope on companies with an ESG (Environmental, Social and Governance) standard, as well as long-term thematic global trends in activities such as: Automation, Cybersecurity, Cloud Computing, etc.

FUND KEY ASPECTS



1. Global Equity Fund with an active management strategy.
2. The Fund's focus is on ETFs based on two principles: sustainability and thematic growth, across different disruptive thematic global trends.
3. These thematic investment strategies have gained traction by providing solutions to future global challenges.

ACTINVER FUNDS



OTHER CURRENCIES FIXED INCOME

LOCAL

ACTIVAR

ACTICRE

MAYA

NEARSHORING

ACTIED

GLOBAL

ACTI500

ACTIRVT

JPMRVUS

ESFERA

OPORT1

THEMATIC

TEMATIK

ACTIAI

ROBOTIK

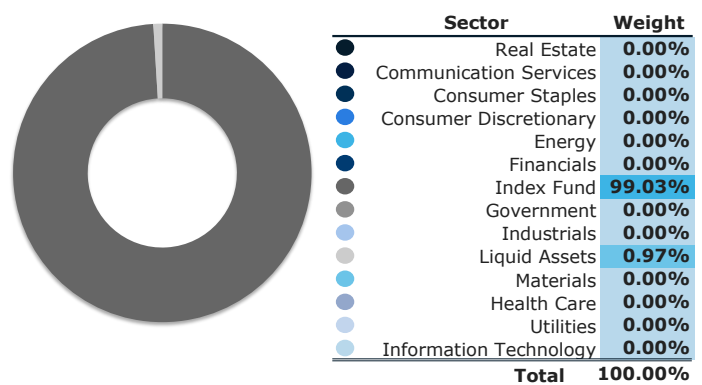
SALUD

Active Management

TOP 10 HOLDINGS¹

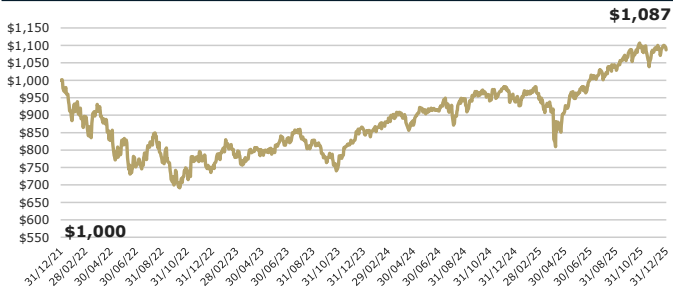
ID Price Vendor	Issuer	Sector	Weight
1ISP_SPY_*	SPDR S&P 500 ETF Trust	Funds	34.46%
1ISP_KRMA *	Global X Conscious Comp...	Funds	27.05%
1ISP_ESGD_*	iShares Trust iShares E...	Funds	10.39%
1ISP_SDG_*	iShares Trust iShares M...	Funds	7.52%
1ISP_BOTZ_*	Global X Robotics & Art...	Funds	4.05%
1ISP_BUG_*	Global X Cybersecurity ...	Funds	3.94%
1ISP_ESGE_*	iShares Inc iShares ESG...	Funds	3.89%
1ISP_CGW_*	Invesco S&P Global Wate...	Funds	3.48%
1ISP_CTEC_*	Global X CleanTech ETF	Funds	2.68%
1ISP_RNRG_*	Global X Funds Global X...	Funds	1.56%
Total			99.03%

SECTOR BREAKDOWN¹

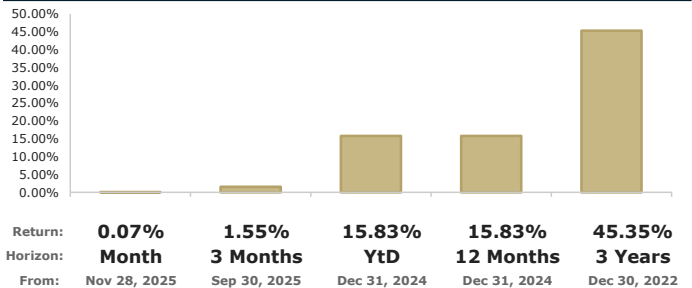


¹"Liquid Assets" includes 1-day government repo, Derivatives MtM and/or deposit accounts in MXN, USD and/or EUR.

GROWTH OF HYPOTHETICAL \$1,000.00 USD²



CURRENT RETURNS AS OF DEC 31, 2025; IN USD, ABSOLUTE³



CALENDAR RETURNS; IN USD, ABSOLUTE³

Share Class	Jan	Feb	Mar	Apr	May	Jun	Jul	Aug	Sep	Oct	Nov	Dec	YEAR
B													
2025	2.49%	-0.90%	-4.60%	0.02%	5.27%	4.51%	1.25%	2.43%	3.15%	2.53%	-1.02%	0.07%	15.83%
2024	-1.30%	3.53%	2.88%	-4.11%	4.32%	0.48%	1.65%	2.03%	2.22%	-2.83%	3.67%	-3.76%	8.59%
2023	7.69%	-3.10%	2.50%	0.18%	-1.07%	5.05%	3.24%	-3.91%	-5.33%	-3.89%	8.99%	5.49%	15.56%
2022	-7.54%	-3.11%	1.70%	-9.15%	-0.61%	-8.61%	8.13%	-4.29%	-10.10%	6.45%	6.25%	-5.49%	-25.21%

Actinver

Asset Management

Acostúmbrate a ganar más®

For more information, please visit:

<https://www.actinver.com/fondos>

<https://www.actinver.com/tematik>

Call Center (CAT) +52 55-1103-6699

Where to buy:

• Online Banking (e-Actinver)

• Online Broker

(Actinver Trade)

• Actinver Brokerage Firm/Bank

Before investing please:

Consider the investment objectives, risks, charges and expenses of the fund or annuity and its investment options. Contact Actinver for a free prospectus and, if available, summary prospectus containing this information. Read it carefully.

¹ All data based on holdings as of Dec 31, 2025. Due to the rounding of decimals involves an approximation, totals may not add up to 100% .

² The chart reflects a hypothetical \$1,000 USD investment (management and local taxes deducted, assumes reinvestment of dividends, coupons and/or capital gains calculated) calculated as of Dec 31, 2025.

³ Equity Funds' absolute returns in USD (management and local taxes deducted according to the share class) as of Dec 31, 2025.

Investment return and principal value of an investment will fluctuate so that an investor's shares, when sold or redeemed, may be worth more or less than the original cost.

Past performance does not guarantee future results. Performance could be positive or negative.

The Funds are regulated by Comisión Nacional Bancaria y de Valores (CNBV), local regulator for investment funds.