

# ORION

Local Fixed Income

Actinver | Asset Management

## FUND'S DESCRIPTION

March, 2026



Fixed Income Fund, managed on discretionary basis by investing in different expiration date bonds (mainly bonos M), to take advantage of local rates opportunities.

## FUND KEY ASPECTS



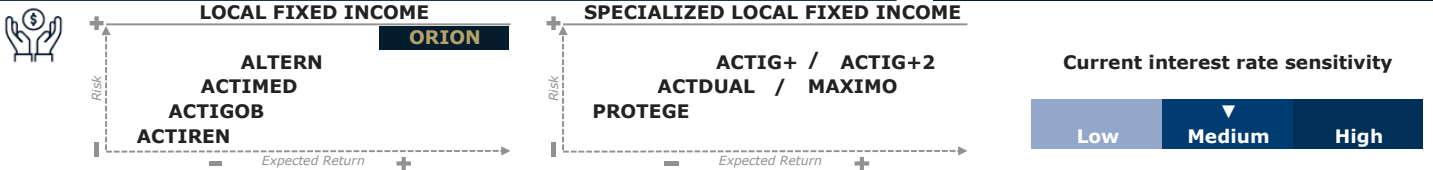
1. The Fund objective is capital growth in the long-term (at least 6 months)
2. Active management that seeks to benefit from the bonos M market opportunities, in light of falling rates.
3. 3-4 years duration with high sensitivity to interest rates changes.

Discretionary

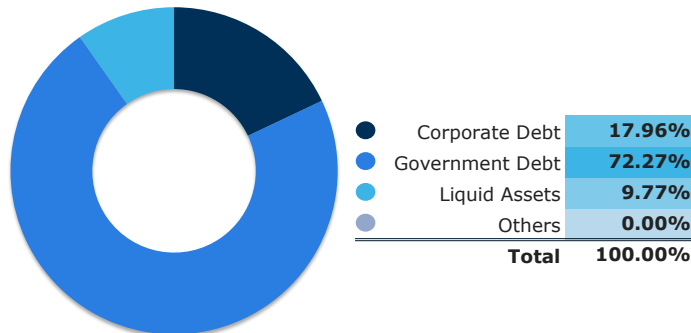
### KEY INFORMATION

Share Class	B	(1,276.8 mp)
ID Price Vendor	51_ORION_B	
ISIN	MX51OR0000H5	
Term	Long-Term	
Rating	AAA/4 HR	
Investor	Individual, Legal Entity, Non-Taxable	
Buy	Every business day	
Sell	Every business day	
Settlement Date	48 hrs.	
AUM's (mp)	3,464.87	

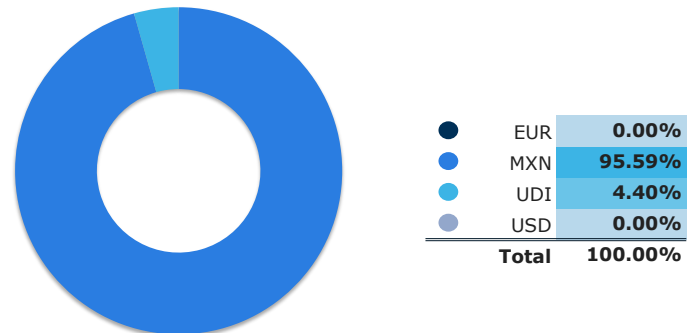
## ACTINVER FUNDS



## ASSET CLASS BREAKDOWN<sup>1</sup>



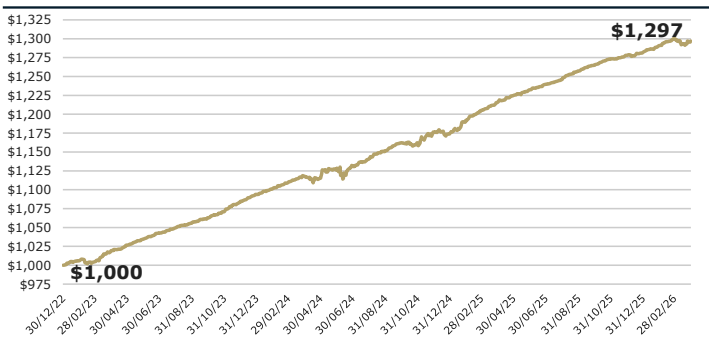
## CURRENCY BREAKDOWN<sup>1</sup>



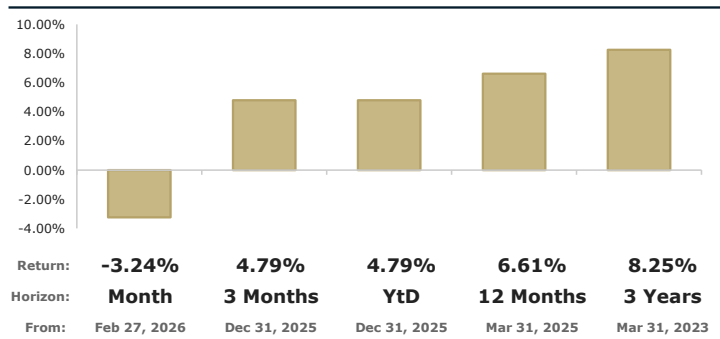
<sup>1</sup>"Others" includes equity, fx, clearing thresholds and/or derivatives mark to market.

<sup>1</sup>"Liquid Assets" includes 1-day government repo, Derivatives MtM and/or deposit accounts in MXN, USD and/or EUR.

## GROWTH OF HYPOTHETICAL \$1,000.00 MXN<sup>2</sup>



## CURRENT RETURNS AS OF MAR 31, 2026; IN MXN, ANNUALIZED<sup>3</sup>



## CALENDAR RETURNS; IN MXN, ANNUALIZED<sup>3</sup>

Share Class	Jan	Feb	Mar	Apr	May	Jun	Jul	Aug	Sep	Oct	Nov	Dec	YEAR
2026	7.97%	10.52%	-3.24%										4.79%
2025	16.28%	16.57%	11.20%	9.43%	7.11%	7.78%	6.12%	10.80%	7.74%	7.39%	4.87%	3.73%	8.99%
2024	9.16%	9.28%	9.65%	-3.56%	14.46%	4.16%	9.82%	10.73%	11.49%	-0.77%	16.11%	-1.52%	7.29%
2023	8.27%	-2.59%	17.19%	9.06%	10.16%	9.14%	8.43%	7.72%	7.43%	9.65%	14.65%	11.49%	9.26%

Min. 12M: -3.24%(Mar-2026); Max. 12M: 10.80%(Aug-2025)

Actinver | Asset Management

Acostúmbrese a ganar más®  
For more information, please visit:  
<https://www.actinver.com/fondos>  
<https://www.actinver.com/otros-fondos>

### Call Center (CAT) +52 55-1103-6699

- Where to buy:
- Online Banking (e-Actinver)
  - Online Broker (Actinver Trade)
  - Actinver Brokerage Firm/Bank

Before investing please:  
Consider the investment objectives, risks, charges and expenses of the fund or annuity and its investment options. Contact Actinver for a free prospectus and, if available, summary prospectus containing this information. Read it carefully.

<sup>1</sup> All data based on holdings as of Mar 31, 2026. Due to the rounding of decimals involves an approximation, totals may not add up to 100%.

<sup>2</sup> The chart reflects a hypothetical \$1,000 MXN investment (management and local taxes deducted, assumes reinvestment of dividends, coupons and/or capital gains calculated) calculated as of Mar 31, 2026.

<sup>3</sup> Fixed Income Funds' annualized returns in MXN (management and local taxes deducted according to the share class) as of Mar 31, 2026. Investment return and principal value of an investment will fluctuate so that an investor's shares, when sold or redeemed, may be worth more or less than the original cost.

Past performance and does not guarantee future results. Performance could be positive or negative.

The Funds are regulated by Comisión Nacional Bancaria y de Valores (CNBV), local regulator for investment funds.